

Matching Infrared Face Images to Optical Face Images using LBP

Kamakhaya Argulewar¹, Shweta V. Jain²

Student, Computer Science and Engineering, Shri Ramdeobaba College of Engineering and Management, Nagpur, India¹

Assistant Professor, Computer Science and Engineering, Shri Ramdeobaba College of Engineering and Management, Nagpur, India²

Abstract: In biometric research and many security areas, it is very difficult task to match optical face images to infrared face images. Infrared and optical face images captured by different devices such as infrared imaging device and optical imaging device large difference exist between infrared face images and optical face images because they belong to multiple modality. Converting the samples of multimodality into common feature space is the main objective of this project. The new method has been developing for identification of heterogeneous face identification. Training set contains the images from different modalities. Initially the infrared image is preprocessed by applying Gaussian filter, difference of Gaussian and CSDN filters are applied on infrared face image. After preprocessing next step to extracting the feature by using LBP (local binary pattern) feature extraction then relevance machine classifier is used to identify the best matching optical image from the corresponding infrared images from the optical images dataset.

Keywords: Image matching, infrared and optical face images, LBP (local binary pattern), RVM (relevance machine classifier).

I. INTRODUCTION

Among Image processing [1] is very large area in engineering field and effectively used in various biometrics and security area. Image processing is used in various and one of the fields where researchers focus now a day is biometrics. Image matching is one of the sub areas under biometrics. Image Matching is the process of matching the images captured by same and different devices. Image similarity matching is broadly used in security areas. An image similarity measure identifies the degree of similarity between intensity patterns in two images. There are different images similarity measure such as cross correlation, square intensity differences etc. this measure is selected based in the modality of images such as same modality images or multimodality images.

Appropriate lighting condition require for traditional optical imaging devices for work properly. Practical face recognition should not achieve this appropriately. Automatic face recognition system mainly uses infrared imaging devices. The infrared images are low lighting images at night and indoors type of images. The important application of heterogeneous face recognition is based on the infrared-based ARF systems matches the infrared images capture by using infrared devices with the gallery of face images taken with the optical imaging device also refer as cross modality face recognition. While comparing the facial feature of image with the dataset a facial recognition system recognize and verify the person from images some face identification system only save the data in the image which is useful for recognition by compressing the image data and performs matching of image with this compressed data. One of the Technique

template matching is used for this purpose. Whereas some algorithm extracting the feature such as size of nose, eyes etc and based on these feature they perform matching. Principle component analysis, hidden markov model, fisher face algorithm are some of the popular recognition algorithm.

The different images of same person captured by using different devices is mismatches because the large difference is exist between these images as captured by different devices as they belongs to different modality refer as modality gap.

In Heterogeneous Face Recognition system large population having frontal photographic images which is used in many security and intelligence scenarios in order to matching different modality images with the large dataset of frontal image photo.

Heterogeneous face recognition having the high intra class variability because of different modality this is the most difficult problem in HFR which is overcome by using the expanded opportunities of face recognition technology.

The main issue of heterogeneous face recognition for performing the comparison with huge dataset with different modalities when there is only one modality of input image is present. For example oral details provided by deponent about a person and based on that sketch is generated which is used as input to various different modality of dataset which is the major issue in the heterogeneous face recognition to perform the matching.

There are various identification and recognition algorithms which is splits into two broad ways geometric and statistical. Geometric mainly consider various different features whereas the in statistical for discarding the variance it correlate the values with templates. The initial step is to convert the images into values and these values is used for correlation.

The remaining part of this paper include: Section 2 include the literature survey which describe the different techniques and algorithm which is developed for matching the multimodality images Followed by the flow of proposed work in section 3 which include our approach of effective matching of images using LBP feature extraction and RVM classification. Next in section 4 include conclusion and in section 5 having future work include the future directions of research.

II. RELATED WORK

Different algorithms have been proposed to minimize the modality gap between multimodality images. The images captured by using the same devices comes under same modality images as they belongs to same class whereas the same images which is captured by using different devices comes under multimodality images as they belongs to different class. For example optical and infrared images are come under multimodality images because they captured by using different devices.

In large literature in order to make matching easy they convert one modality into another modality instead of reducing the gap between them.

There are various different method have been developed by the researchers for face identification and face matching. Zhifeng Li [2] in this paper used CFDA technique used for matching infrared and optical face images. Techniques used in identification of sketch images are Bayesian classifier and PCA[3].Technique used in Identification of photo images are Multi scale Markov Random Field (MRF) model[4] and KNN classifier with geometry based feature[5] and support vector machine along with Gaussian filter in pre processing[6], patch based mapping[8][9]. In[7] for matching the probe sketch with pseudo sketches they used KNDA based nonlinear discriminating classifier.

Techniques used in multimodality images are bilinear Model (BLM)[10] and CCA(canonical correlation accuracy) [11].Techniques used in matching of photo image with the corresponding sketch image are canonical correlation accuracy technique [12] and support vector machine [6] and LDA for classification [15]. Lei et al.[13] for heterogeneous face recognition they introduced the coupled discriminant analysis is adequate subspace learning framework .In[14] Non linear kernel similarities is used to represent different modality images such as probe and gallery images.various different methods used for identification and matching is discuss in Literature review.



Figure 1: Infrared Face Image


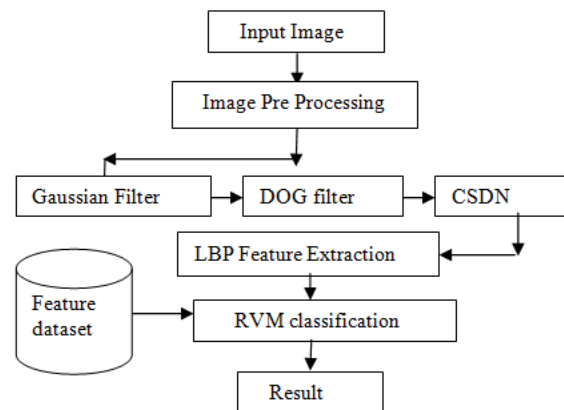


Figure 2: Optical Face Image

III. PROPOSED APPROACH

This section illustrates the approach of matching the infrared and optical face images using LBP feature extraction and RVM classification. Instead of taking both infrared face images and optical face images together and performing all the operation such as pre-processing for example filtering for removing noise and then different techniques and algorithms for extraction the features and then performing effective matching of both the images simultaneously. Our Approach is having two different dataset such as infrared face images dataset and optical face images dataset. Input to the pre-processing is the infrared image from infrared face image dataset and pre process this image by applying three different filters Gaussian filter, difference of Gaussian and CSDN (Center Surround Devise Normalization) filter in order to extract the better feature after removing noise because infrared images are indoor type of images, these images are low lightning and blurred images so pre processing is necessary. The flow diagram illustrates the concept.



IV. IMPLEMENTATION DETAILS

A. Preprocessing

To get good quality of output and improving the image quality it is necessary to remove the noise, enhancing the contrast etc from image by pre processing the image and applying different filters on image, normalizing the frequency of the image, removing reflections. There are

different filters used for these purpose which is illustrated in literature survey.

In this approach infrared image is preprocessed by three different filters Gaussian, DOG, CSDN filter.

1. Gaussian filter:

Gaussian filter perform overall smoothing of the image. It is identical as convolving the image with Gaussian function. The important property of Gaussian filter is that Gaussian functions have less expectable group delay. By convolution with Gaussian function Gaussian filter modify the input signal. It is optimal time domain filter.

$$g(a,b)=\frac{1}{2\pi x^2} * e^{-\frac{a^2+b^2}{2x^2}} \quad (1)$$

Where a and b is the pivot length and x is the standard deviation.



Figure 3: Input Image



Figure 4: Face Cropping



Figure 6: Crop Face Image

2. DOG filter:

DOG filter enhance the quality of the image work on blur images. In the original image it calculates the difference of one blur version from another blur version. During the Gaussian kernel transformation with various standard deviation the gray scale images get blur which result

conceal of some spatial information such as high frequency information. Calculating the difference by DOG filter that special information is maintained. It is a band pass filter removes blur from original image and makes the image soften.



Figure 6: DOG Filter Image

3. CSDN filter:

DOG filter affect the contrast of the images. Center surrounded device normalization filter stable the contrast of the image. Every pixel has intercommunication with the neighbor pixel.




Figure 7: CSDN Filter Image

B. Feature Extraction

In image processing feature extraction is very important in terms of minimizing the dimensionality. In image processing feature extraction is most important area of application. Various different algorithms were used for extracting the feature from digital images and from video stream. Features includes intensity based feature, texture feature etc. There are different algorithm for feature extraction such as principle component analysis [3], LDA, SIFT feature extraction, LBP etc. Classification, segmentation, matching all based on feature extraction.

In this approach feature is extracted from preprocessed image using LBP feature extraction. LBP work on grey scale image. LBP operator mark each and every pixels from gray scale image as 1 or 0 depend upon the interrelation of pixel with their surrounding pixels

1. The given image is splits into cells. Every cell having 16*16 pixels.
2. Every pixel in the cell is check with their surrounded pixel if the center pixel value is less then surrounded pixel then the center pixel is mark to 0. If it is greater than the surrounded pixel the it mark as 1.
3. Construct the histogram for every cell.
4. Standardize the histogram.
5. To generating the overall feature vector integrate the histogram of every cell.



Figure 6: LBP Feature Image

C. RVM Classifier

Classification involves identification and categorization of object. There are various different algorithms for classification such as SVM [6], K-NN classifier [5], Bayesian classifier [3] etc. In this approach RVM classification is used for effective matching. Relevance vector machine have identical function like support vector machine but RVM uses minimum parameter then SVM [6]. SVM [6] include the set of free parameter which is not used in RVM. The output is probabilistic in case of RVM it uses the Bayesian interpretation. Speed of RVM is more as compare to SVM. It is identical as Gaussian process model with covariance function.

$$P(x, x') = \sum_{j=1}^N \left(\frac{1}{m}\right) y(x, h) y(x', h) \quad (2)$$

m = Kernel function

h = Variance

x_1, \dots, x_n = Input Vector

RVM classifier is used to identify the best matching optical image from the corresponding infrared images from the optical images dataset.

V. CONCLUSION & FUTURE WORK

Matching infrared face images to optical face images is difficult task in face matching. In this approach initially training and testing images is pre-processed by three different filter and then feature is extracted by using LBP feature extraction and the feature will be used by RVM classifier to perform effective matching. For training and testing we have two dataset consist the images of different modalities optical and infrared face images. Future work includes matching low resolution images and matching of 3D and oriented face images.

ACKNOWLEDGMENT

We authors are grateful to the Head, Computer Science and Engineering Department and the Principal, Shri Ramdeobaba College of Engineering and Management for providing adequate facilities to conduct a research. We hereby thank the authors listed in the references for the valuable information and survey statistics.

REFERENCES

- [1]. Gonzalez, R.C., and Woods R.E., (2003) "Digital Image Processing," Pearson Education, 2nd Edition.
- [2]. Zhifeng Li, Senior Member, IEEE, Dihong Gong, Yu Qiao, "Common Feature Discriminant Analysis for Matching Infrared Face Images to Optical Face Images" "IEEE Transactions On Image Processing", Vol. 23, No. 6, June 2014.

- [3]. Xiaoou Tang and Xiaogang Wang "Face Sketch Synthesis and Recognition" Ninth IEEE International Conference on Computer Vision (ICCV 2003) 2-Volume Set, 2003.
- [4]. Xiaogang Wang and Xiaoou Tang "Face Photo-Sketch Synthesis and Recognition", IEEE Transactions On Pattern Analysis And Machine Intelligence, Vol. 31, No. 11, November 2009.
- [5]. Sourav Pramanik and Debotosh Bhattacharjee "Geometric Feature Based Face-Sketch Recognition" Image and vision computing vol.14 ,no. 1, 2011..
- [6]. M.Janani, K.Nandhini, K.Senthilvadivel, S.Jothilakshmi "Digital Image Technique using Gabor Filter and SVM in Heterogeneous Face Recognition" International Journal of Engineering And Science Vol.4, Issue 4 ,April 2014.
- [7]. Qingshan Liu, Xiaoou Tang, Hongliang Jin, Hanqing Lu, Songde Ma, " A Nonlinear Approach for Face Sketch Synthesis and Recognition" IEEE Computer Society Conference on Computer Vision and Pattern Recognition vol.31,no.11, 2005.
- [8]. B. Xiao, X. Gao, D. Tao, Y. Yuan, and J. Li, "Photo-sketch synthesis and recognition based on subspace learning," Neuro computing, vol. 73,Jan. 2010.
- [9]. Q. Liu, X. Tang, H. Jin, H. Lu, and S. Ma, "Nonlinear approach for face sketch synthesis and recognition" in Proc. IEEE Computer Society. Conference on CVPR, pp. 1005–1010,Jun. 2005.
- [10]. J. B. Tenenbaum and W. T. Freeman, "Separating style and content with bilinear models," Neural Comput., vol. 12, no. 6, pp. 1247–1283, 2000.
- [11]. A. Sharma and D. W. Jacobs, "Bypassing synthesis: PLS for face recognition with pose, low-resolution and sketch," in Proc. IEEE Conf. CVPR, Jun. 2011, pp. 593–600.
- [12]. A. Li, S. Shan, X. Chen, and W. Gao, "Maximizing intra-individual correlations for face recognition across pose differences," in Proc. IEEE Conf. CVPR, Jun. 2009, pp. 605–611.
- [13]. Wei Zhang, Xiaogang Wang, Xiaoou Tang "Coupled Information-Theoretic Encoding for Face Photo-Sketch Recognition" in Proc. IEEE Conf. CVPR, pp. 513–520, Jun. 2011.
- [14]. Z. Lei, S. Liao, A. K. Jain, and S. Z. Li, "Coupled discriminant analysis for heterogeneous face recognition," IEEE Trans. Inf. Forensics Security, vol. 7, no. 6, pp. 1707–1716, Dec. 2012.
- [15]. B. Klare and A. K. Jain, "Heterogeneous face recognition using kernel prototype similarities," IEEE Trans. Pattern Anal. Mach. Intell.vol.35.

BIOGRAPHIES



Kamakhya Argulewar has received her B.E, degree in computer science and engineering in 2012. She is a pursuing in Technology in Computer Science and Engineering from Shri Ramdeobaba College of Engineering and Management, Nagpur-440013. Her areas of interest include Image Processing, Pattern Recognition and Machine Learning.



Professor Shweta Jain received the Masters in Technology in Computer Science and Engineering from Nagpur University in 2009 as a first merit holder. She is currently Assistant professor in computer science and engineering department at Shri Ramdeobaba College of Engineering and Management Nagpur. She has a total teaching experience of around 13 Years. Her research interests include Pattern Recognition, Digital Image Processing and Machine Learning.