



Object Recognition by Template Matching Using Correlations and Phase Angle Method

Kavita Ahuja¹, Preeti Tuli²

MTech Scholar, Computer Science & Engg, Disha Institute of Management and Technology, Raipur, India¹

Assistant Professor, Computer Science & Engg, Disha Institute of Management and Technology, Raipur, India²

Abstract: Object recognition in computer vision is the task of finding a given object in an image or video sequence. The aim of object recognition is to correctly identify objects in a scene and estimate their pose (location and orientation). The goal is to realize the ability of current object recognition techniques to find similar objects when input is entirely in image form. In this present work, template matching techniques is used to recognize the object using correlation and Phase Angle Method.

Keywords: Object Recognition, Phase Angle, Correlation, Normalized cross correlation, Template Matching, Fourier Transform

I. INTRODUCTION

Object recognition in computer vision is the task of finding a given object in an image or video sequence. Humans recognize a large amount of objects in images with little effort, regardless of the fact that the image of the objects may differ somewhat in different viewpoints, in several different sizes /scale or even when they are translated or rotated [1]. Objects can even be recognized when they are partially obstructed from view. This task is still a challenge for computer vision systems in general.

Object recognition can be observed as a learning problem. To start with the system is trained on sample images of the target object class and other objects, learning to differentiate them. Subsequently, when new images are fed the system can sense the presence of the target object class. The object recognition problem can be separated into two basic blocks: low level and high level vision. The low level vision task can be seen as to isolate objects and regions from the given image and similarly extracting other characteristic features from an image. The high level vision means the interpretation of these objects or features in the frame of a reference scene

Correlation is a measure of the degree to which two variables agree, not necessary in actual value but in general behavior. The two variables are the corresponding pixel values in two images, template and source.

Template Matching: It is a Technique used to categorize objects. A template is a small image (sub-image). The goal is to find occurrences of this template in a larger image that is, you want to find matches of this template in the image. Template matching techniques compare portions of images against one another. Sample image may be used to recognize similar objects in source image

Template matching has been a classical approach to the problems of locating and recognizing of an object in an image. Template matching technique, especially in two dimensional cases, has many applications in object tracking, image compression, stereo correspondence, and other computer vision applications [6,7,8,9]. Even now, it is a fundamental technique to solve them. Among several matching methods, Normalized Cross Correlation (NCC) and square root of Sum of Square Differences (~SSD) have been used as the measure for similarity. Moreover, many other template matching techniques [6,7,8], such as Sum of Absolute Differences (SAD) and Sequential Similarity Detection Algorithm (SSDA) have been adopted in many applications for pattern recognition, video compression and so on. In addition, template matching has been extensively used in various applications, for example, extraction of container identity codes [10], image segmentation, [11] and so on.



II. METHODOLOGY

A. Normalized cross correlation

Normalized cross correlation is a well-liked method for finding 2D patterns in images. An $(2h + 1) \times (2w+1)$ template \mathbf{t} is correlated in opposition to an image \mathbf{x} . At the image location (u, v) , the normalized cross correlation is computed as

$$c(u, v) = \frac{\sum_{i=-h}^h \sum_{j=-w}^w X(i, j)T(i, j)}{\sqrt{\sum_{i=-h}^h \sum_{j=-w}^w X(i, j)^2} \sqrt{\sum_{i=-h}^h \sum_{j=-w}^w T(i, j)^2}}$$

with

$$\begin{aligned} X(i, j) &= \mathbf{x}(u+i, v+j) - \bar{\mathbf{x}} \\ T(i, j) &= \mathbf{t}(h+i, w+j) - \bar{\mathbf{t}} \end{aligned} \quad (1)$$

In [12], a fast algorithm was developed to compute the denominator term

$$\sum_{i=-h}^h \sum_{j=-w}^w (\mathbf{x}(u+i, v+j) - \bar{\mathbf{x}})^2 \quad (2)$$

This is achieved by observing that this term can be decomposed into three parts:

$$\sum_{i=-h}^h \sum_{j=-w}^w \mathbf{x}(u+i, v+j)^2 - \bar{\mathbf{x}} \sum_{i=-h}^h \sum_{j=-w}^w \mathbf{x}(u+i, v+j) + (2h+1)(2w+1)\bar{\mathbf{x}}^2 \quad (3)$$

The first two terms can be computed efficiently using integral images of the original image and the squared image. To speed up the numerator computation, we can decomposed the template into box basis function so that

$$\mathbf{t} \approx \sum_{i \in \Lambda} \alpha_i \phi_i \quad (4)$$

Then the numerator becomes

$$\mathbf{x}(u, v)\mathbf{t} = \sum_{i \in \Lambda} \alpha_i (\phi_i \mathbf{x}(u, v)) \quad (5)$$

This can be computed using $|\Lambda|$ multiplications and $4|\Lambda| - 1$ additions [2].

B. Fourier Transform and Phase Correlation

The Fourier transform has several properties that can be exploited for image registration. Translation, rotation, reflection and scale all have their counterpart in Fourier domain [13]. Moreover, using the frequency domain, it is

possible to achieve excellent robustness against correlated and frequency dependent noise. An elegant method used to register two images which are shifted relative to one another is to use phase correlation [14]. Phase correlation relies on the translation property of the Fourier transform better known as the shift theorem [13, 15, 16, 17]. Given two images f_1 and f_2 ; which differ by translation (dx, dy) , i.e.

$$f_2(x, y) = f_1(x - dx, y - dy) \quad (6)$$

Their corresponding Fourier transform F_1 and F_2 will be related by

$$F_2(w_x, w_y) = e^{(w_x dx + w_y dy)} F_1(w_x, w_y) \quad (7)$$

Two images have the same Fourier magnitude but a phase difference honestly related to their displacement. Because of the shift theorem this phase difference is corresponding to the phase of the cross power spectrum.

$$e^{w_x dx + w_y dy} = \frac{F_1(w_x, w_y) F_2^*(w_x, w_y)}{|F_1(w_x, w_y) F_2^*(w_x, w_y)|} \quad (8)$$

where $*$ is the complex conjugate. The inverse Fourier Transform of the phase difference is a delta function centered at the displacement, which in this case, is the point of registration. [4] Shows the block diagram of image registration algorithm using LPT and phase correlation. The Fourier Transform assumes a periodic function and the image is truncated, it is crucial to apply a window-function, like the Hanning window, to the input images. Another implementation--n difficulty consists of the numerical instability for coordinates near to the origin; here we used a filter with the following transfer function:

$$H(x, y) = (1.0 - \cos(\pi x) \cos(\pi y))(2.0 - \cos(\pi x) \cos(\pi y)), \quad \text{With : } -0.5 \leq x, y \leq 0.5 \quad (9)$$

III. RESULTS AND DISCUSSIONS

A. Template Matching with Original Templates

TABLE I

Image	Phase Angle Method	Correlation Method
Butterfly	0.622999 sec	1.093026 sec
Scene	16.729855 sec	10.076400 sec
Nature	97.757421 sec	143.055132 sec
Room	8.146782 sec	4.345018 sec
Toys	0.502068 sec	0.501874 sec





Fig. 1 Butterfly Image



Fig 3: Nature Image




Fig 4: Room Image





Fig 2: Scene Image




Fig 5: Toys Image

B. Template Matching with modified Templates at different angles and variation in color

TABLE II

Image	Angle of Rotation	Phase Angle Method	Correlation Method
Butterfly	0 to 1°	0.622999 sec	1.093026 sec
Scene	0.4°	16.729855 sec	10.076400 sec
Nature	0 to 1°	97.757421 sec	143.055132 sec
Room	1 to 2°	8.146782 sec	4.345018 sec
Toys	>2°	0.502068 sec	0.501874 sec




Fig 6: Butterfly Image




Fig 7: Scene Image






Fig 8: Nature Image





Template Matching Using Phase Angle Method



Template Matching Using Normalized Correlation Method

Fig 9: Room Image



Input Image

Input Template



Template Matching
Phase Angle Method

Template Matching Using
Normalized Correlation Method

Fig 10: Toys Image

IV. CONCLUSION

This work carried out is experiment of object recognition using phase angle and correlation methods. From the study and analysis of table after applying on number of images of database, came to conclusion that Phase angle method takes less time in seconds to recognize the objects up to an extend after that when size of image increases and more compact images correlation takes less time to recognize objects in an image .On rotating same images, correlation method takes less time for most of images to recognize same objects in it.

REFERENCES

- [1] Sreejith C, Sreeshma K, Suhanna C HA , "Study on Pattern Matching using Eigen Algorithm" Dept. of CSE, MEA, Engg. College, Vengoor, Kerala, India.
- [2] Feng Tang and Hai Tao, " Fast Multi-scale Template Matching Using Binary Features" Department of Computer Engineering, University of California, Santa Cruz, USA.
- [3] Hai Tao, Ryan Crabb and Feng Tang, "Non-orthogonal Binary Subspace and its Applications in Computer Vision" Department of Computer Engineering, University of California, Santa Cruz.
- [4] Jignesh N Sarvaiya, Suprava Patnaik, Kajal Kothari, "Image Registration Using Log Polar Transform and Phase Correlation to Recover Higher Scale" JOURNAL OF PATTERN RECOGNITION RESEARCH 7 (2012) 90-105.
- [5] Thi Thi Zin, SImg Shik KOH, and Hiromitsu HAMA, "Novel Template Matching for Extremely Deteriorated Images" Mem. Fac. Eng., Osaka City Univ., Vol. 48, pp. 9-16 (2007).
- [6] T. Kawanishi, T. Kurozumi, K. Kashino, S. Takagi, " A Fast Template Matching Algorithm with Adaptive Skipping Using Inner-Subtemplates' Distances" Proc. a/the 17/h Inti. Con! on Pattern Recognition, vol. 3, pp. 654-657, Aug. (2004).
- [7] D. Schonfeld, "On the relation of order-statistics filters and template matching: optimal morphological pattern recognition," IEEE Trans. on Image Process., vol. 9, no. 5, pp. 945-949, May. (2000).
- [8] Mohammad Gharavi-Alkhansari, "A Fast Globally Optimal Algorithm for Template Matching Using Low-Resolution Pruning" IEEE Trans. Image Processing, vol. 10, no. 4, pp. 526-533, Apr. (2001).
- [9] Igor Guskov, "Kernel-based Template Alignment," Proc. a/IEEE Computer Society Conf on Computer Vision and Pattern Recognition, pp. 610-617, (2006).
- [10] Zhiwei He, Jilin Liu, Hongqing Ma, and Peihong Li, "A new automatic extraction method of container identity codes," IEEE Trans. on Intell. Transp. Syst., vol. 6, no. 1, pp. 72 - 78, Mar. (2005).
- [11] R. Etienne-Cwmings, P. Pouliquen, M. A. Lewis, "Single chip for imaging, color segmentation, histogramming and template matching," Electron Lett., vol. 38, no. 4, pp. 172 - 174, Feb. (2002).
- [12] J.P.Lewis, "Fast Template Maching," Vision Interface, pp. 120-123, 1995.
- [13] B. Srinivasa Reddy and B. N. Chatterji, "An FFT-Based Technique for Translation, Rotation, and Scale-Invariant Image Registration", IEEE Trans. on Image Processing, Vol. 5, pp.1266-1271, 1996.
- [14] Y.Keller, A.Averbuch, M.Israeli, "Pseudo polar-based estimation of large translations, rotations and scalings in images", IEEE trans. on Image processing, pp.12-22, 2005.
- [15] Jignesh N Sarvaiya, Dr. Suprava Patnaik, Salman Bombaywala, "Image registration using Log polar transform and phase correlation", TENCON 2009 - 2009 IEEE Region 10 Conference, pp.1-5, 2009.
- [16] E.D. Castro, C. Morandi, "Registration of translated and rotated images using finite Fourier transform", IEEE Trans. on Pattern Analysis and Machine Intelligence, 9, pp.700-703, 1987.
- [17] A. Ardeshir Goshtasby, "2-D and 3-D Image Regisration for Medical, Remote Sensing, and Industrial Applications", John Wiley & Sons Publications, 2005.
- [18] Mahmoud Abdelhamid, Jeffery Beers, Mohammed Omar, "Extracting Depth Information Using a Correlation Matching Algorithm" Journal of Software Engineering and Applications, 2012, 5, 304-313.



BIOGRAPHY



Kavita Ahuja did Bachelors of Engineering in 2009 in Computer Science & Engineering (Honors) from DIMAT, Raipur, and pursuing Masters of Technology in Information Security from DIMAT, Raipur.



Preeti Tuli did Bachelors of Engineering in 2000 in Computers from Shri Govind Ram Sakseria Institute of Technology and Science, Indore, and M.Tech(CSE) from RCET, Bilai