

Remotedroid

Mr.M.S.Badgujar¹, Mr.N.D.Tribhuvan², Mr.S.U.Rahane³ Prof.S.B.Bhosale⁴

U G Scholar, Computer Engineering, JCOE, Kuran, Maharashtra, India ^{1,2,3}

Professor, Computer Engineering, JCOE, Kuran, Maharashtra, India ⁴

Abstract: Nowadays phones are used worldwide and provide many applications which were earlier provided only by desktops or laptops. These smart phones have brought a big change in the technical field. The most popular design earlier used is VNC(Virtual Networking Computing) but here we are using more generalized architecture which is applicable for android operating systems. And here we are making an app for Android mobile phone named Remotedroid which must be installed on our phone. Here we are Provide various solution for different problem like, if we have forgotten our android phone at home, and also in case if we have lost the phone, and in case you have misplaced your phone at home and had kept it in silent mode then ringing the phone to find it, is not an option. Remotely administer your android phone: RINGER – Turn on the ringer. CONTACT – Fetch the contact number of a person from the address book. MESSAGES – Retrieve the text messages received on your phone. IMEI – Get the IMEI number of your phone. SILENT – Turn off the phone’s ringer. DELETE – Delete the data stored on the phone.

Keywords: Mobile computing; Compiler, Android Development tool kit.

I. INTRODUCTION

In Today’s era the Smartphone based on android platform plays great role in the technical field, which also provides various applications. The main aim of the application is to remotely access. Remotedroid is an android application which is developed to perform various tasks on your phone from any other phone via simple SMS, and control your android phone remotely using SMS. The main goal of this application is, if we have forgotten our android phone at home we can still control that phone remotely, and also in case if we have lost the phone, in case if you have misplaced your phone. This application provides different features or different solutions in above cases. Such as you can remotely turn on the ringer, Fetch the contact number of a person from the address book, Retrieve the text messages received on your phone, Get the IMEI number of your phone, Turn off the phone’s ringer, and Delete the data stored on the phone.

II. OVERALL SCENARIO

Remotedroid is an android application which is developed to perform various tasks on your phone from any other phone via simple SMS, and control your android phone remotely using SMS. The basic purpose of this application is, if we have forgotten our android phone at home we can still control that phone remotely and also in case if we have lost the phone, we can also remotely wipe out the data stored on the phone by sending an SMS. This application is also used in case if you have misplaced your phone at home and had kept it in silent mode then ringing the phone to find it is not an option. However, if yours is an android device, then you can change the settings remotely just through an SMS. We can achieve this using this application. This application also provides some extra features like you can easily check the SMS and call logs of your secondary phone if you ever forget it anywhere, from the one that’s in your pocket, this app can also let you receive your incoming text messages or your missed calls, received, dialed number via, SMS, You can also remotely

lock the phone. This is simple. You have to send an SMS command from your friend’s phone to your own phone in the provided format and the app reacts according to that command.

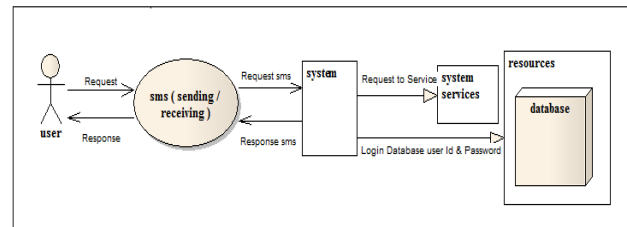


Fig.1 Architecture of Remotedroid

III.LITERATURE REVIEW

Previously all Smartphone manufacturers used to have dedicated software to control the remote control android phone using control of their phones from desktops. But especially with the Android smart phones, no particular software is installed. There are plenty of custom third party applications available. But now with Remotedroid you can now remotely control your phone without internet. In previously for all software’s you need for that is to have an Internet access. Not any application works without internet. So this type of software requires more cost. This is the biggest disadvantage of previous software’s. In our Remotedroid application we remove the disadvantage of previous software. And we develop this remote droid application which works without internet. Or we can control our android phone remotely without internet. Without using any browser. The Remotedroid application require only messaging feature. And all android mobile has an inbuilt messaging feature. What you have to do is. You just want send particular command in particular format as provided in application by sending message on your remote device. Or remote mobile phone. Then the remote mobile work according to that command.

What is Android?

Android is a software stack for mobile devices that includes an operating system, middleware and key applications. It's maintained by Google, and comes in a few different versions. At the time of writing, mobile phones run a variant of version 2 of Android, while most new tablets run a variant of version 3. The Android SDK provides the tools and APIs necessary to begin developing applications on the Android platform using the Java programming language. Android uses the Dalvik virtual machine with just-in-time compilation to run Dalvikbytecode, which is usually translated from Java byte code. Android has a large community of developers writing applications ("apps") that extend the functionality of the devices. Developers write primarily in a customized version of Java.

Features:

Messaging: Support SMS as well as MMS.

Integrated browser: Android supports integrated web browsers based on the open source Web Kit engine. Android's Web Kit-based browser got a significant speed bump. Besides speed gain, Android's browser now supports copy and paste within web pages, user-selectable text-encoding, unified Go and Search box and the ability to search for text within a page.

Media support : The main benefit of using android is the media support provided for common audio, video, and still image formats (MPEG4, H.264, MP3, AAC, AMR, JPG, PNG and GIF) Support to Bluetooth, 3G, and Wi-Fi: Besides an improved hands-free experience, Android 1.5 now supports stereo Bluetooth (A2DP and AVCRP profiles), in addition to auto-pairing feature. It also supports latest technology such as 3G and Wi-Fi.

Rich development environment : Android is one of the richest environments for developing mobile applications because it includes a device emulator, tools for debugging, memory and performance profiling, and a plug-in for the Eclipse IDE.

3.1 Why Android?

3.1.1 This Is Standalone Software:

Google's Android OS is standalone software and that any phone manufacturing company can lend this software to be used on their Smartphone.

3.1.2 Android Is More User Friendly:

As This Has the Backing from Google Carrying the brand name of Google, Android users get plenty of access to Google products and therefore find Android more user friendly than other Smartphone.

3.1.3 Speed:

While Apple and many of the other OS are still thinking of integrating 4G technology, Android OS has reached a level of sophistication in utilizing this technology that they can provide a platform on a phone that has the hardware to back up with blazing internet speed.

3.1.4 Price:

For a OS that is being available on a number of brands, this OS is also being used widely on a number of budget phones, which is not the case of other self-owned OS, which means that they can reach out to more customers and are therefore naturally and automatically very highly popular.

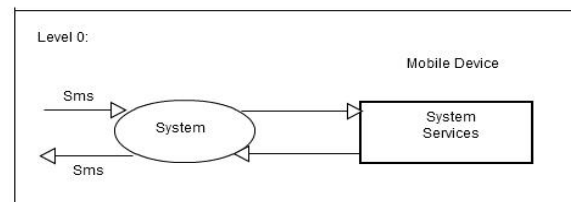
3.2 Use of Android for App Development:

Android is a software stack for mobile devices that includes an operating system, middleware and key applications. The Android SDK provides the tools and APIs necessary to begin developing applications on the Android platform using the Java programming language. Application framework defined the common structure of programs in the specific domain. Essentially, a framework is a component that can be reused, it set the architecture of applications and incorporated as a set of abstract classes and the cooperation of their instances. Android is an open source operating system based on Linux kernel and launched by Google. Unlike PC operating system, mobile phone operating systems are constrained by their hardware, storage space, power dissipation and mobility conditions. Compared with the development of applications on PC, there are some different features of applications on mobile phone operating System.



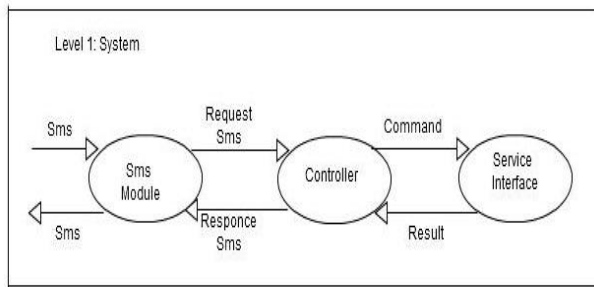
Fig. 2. Example of an image with acceptable resolution

IV. DATA FLOW DIAGRAM



Data flow diagram show the actual transfer of data between different units. It divides in two levels. This diagram shows the flow of data of our system. In a mobile device system and system services are there. When user sends sms it goes to the system of the mobile device. Then system of mobile device sends it to the system services of

the mobile device. After that system services send it back.



The actual working of system shows in this diagram. When user sends sms it goes to the sms module. Then it goes to the controller. The controller is the intermediate between sms module and service interface. Then controller sends it to the system interface. After that service interface send result back to the sms module through the controller. Then sms module sends it back to the user.

Implementation:

onReceive() method :

Whenever the event occurs Android calls the onReceive() method on the registered broadcast receiver. For example, if you register for event RECEIVE_SMS then whenever SMS Received, your broadcast receiver's onReceive() method will be invoked. BroadcastReceiver Class contains onReceive() Method.

createFromPdu() : Create an SmsMessage from a raw PDU. SmsMessage Class Contains createFromPdu() method.

getSystemService(): Return the handle to a system-level service by name. example : Audio Service.Class-Context

openOrCreateDatabase(): Open an Existing database or Create new if it does not exist.Class- SQLiteDatabase.

rawQuery(): Runs the provided SQL and returns a Cursor over the result set.

getOriginatingAddress(): Returns the originating address (sender) of this SMS message in String form or null if unavailable .

equalsIgnoreCase(): Compares the specified string to this string ignoring the case of the characters and returns true if they are equal.

Audio manager Class : AudioManager provides access to volume and ringer mode control.

Use

Context.getSystemService(Context.AUDIO_SERVICE) to get an instance of this class

parse() :Creates a Uri which parses the given encoded URI string. Class-Uri.

delete() : Class- Cursor.

delete a row specified by Uri.

getDeviceId() : Class - TelephonyManager

Returns the unique device ID, for example, the IMEI

getCount():Returns the numbers of rows in the cursor.

getString():Returns the value of the requested column as a String. (Body of the message)

sendTextMessage():Send a text based SMS.

V. ARCHITETURE

To implement this design for the project, the implementation details can be considered in the following forms:

- > CONTACT Name
- > MESSAGE
- > IMEI
- > RINGER
- > DELETE

1. Contact Name: send command Contact space name of person to our android device we can get number of person.

Remote device:

Eg. CONTACT Sukrut

Android device send:

Sukrut-9096215869

2. MESSAGE: Send command Message we can get unread message from inbox

Remote device:

Eg. MESSAGE

Android device send:

9970186555-hi

3. IMEI: Send command IMEI to android device then we get imei of our android device

Remote device:

Eg. IMEI

Android device send:

357823412543098.

4. RINGER-Send command RINGER to android device then profile of our android device change from silent to general.

Remote device:

RINGER

Android device send:

Profile is changed.

5. DELETE-Send command WipeLog, Wipecontact, Wipesms to android devic to wipe out logs,contact list and inbox.

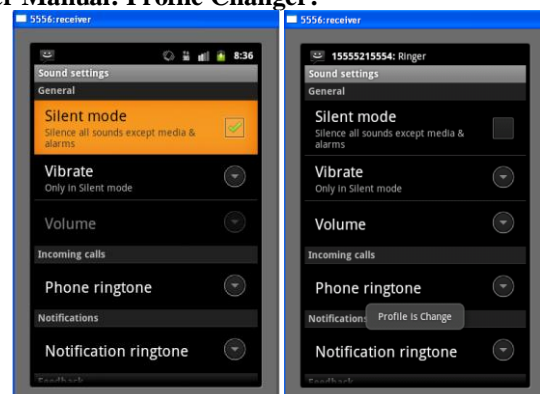
Remote device:

WipeLog

Android device send:

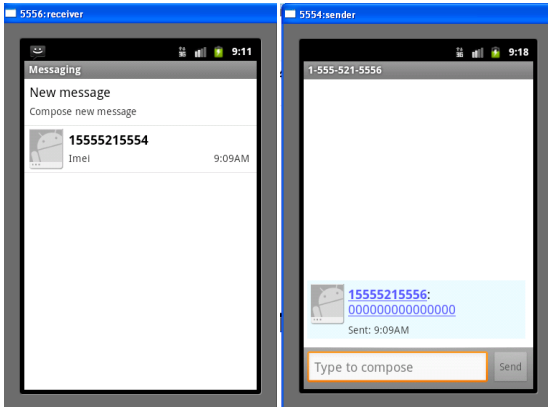
Wipeout calllog

User Manual: Profile Changer:



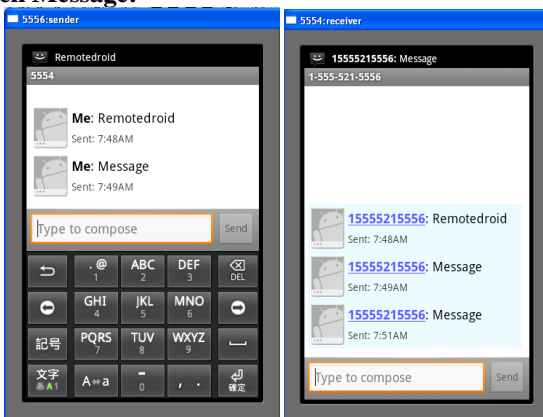
When receiver receives ringer command from sender it converts silent mode to ringer mode. The 5554 is the sender and 5556 is the receiver, when 5556 receive ringer message from 5554 then its profile change to ringer mode.

Fetch IMEI:



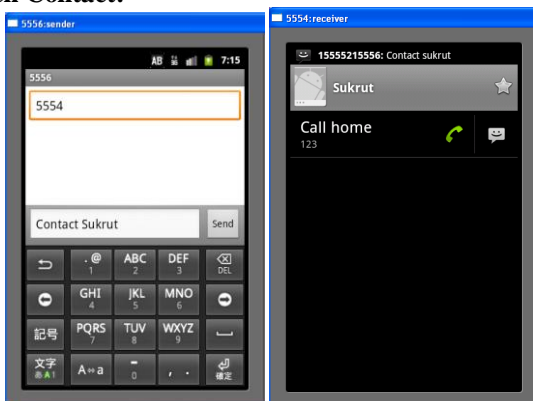
When sender(5554) sends IMEI message to receiver(5556) then receiver sends it's IMEI number to sender, in above devices 5554 sends IMEI to 5556 then 5556 sends its IMEI number to 5554.

Fetch Message:



When sender want's unread messages from receiver device then it send message command to receiver device. Here receiver have one unread message that is Remotedroid, when receiver receives message command from sender then it send unread message to sender.

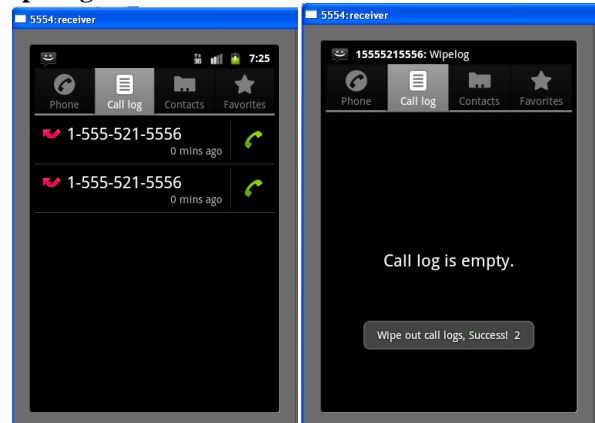
Fetch Contact:



When sender(5554) want's particular contact number from receiver(5556) device then it send command contact space

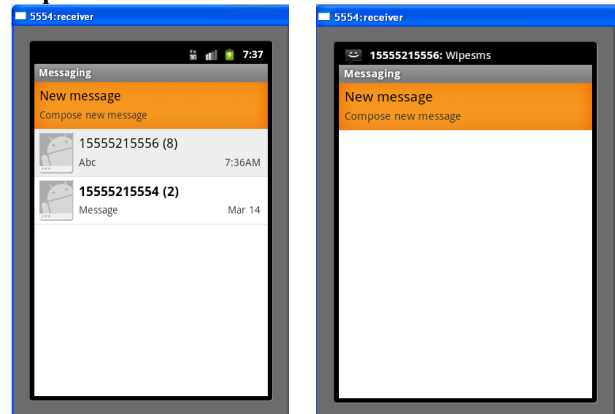
person name(whose contact num he want's) then receiver send contact number of that contact name to the sender. Here 5554 wants contact number of Sukrut so he sends command contact Sukrut to 5556. Then 5554 get Contact number of Sukrut(123).

WipeLog:



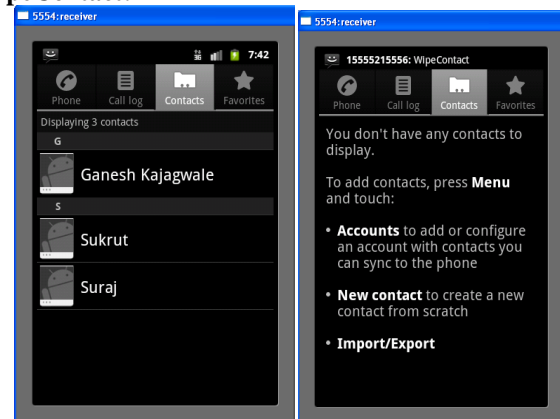
Sender(5554) send WipeLog command to receiver(5556), here two logs are present at receiver when 5556 WipeLog from sender then Wipeout call logs.

WipeSms:



Sender(5554) send WipeSms command to receiver(5556), then WipeOut inbox of receiver(5556).

WipeContact:



Sender (5554) send WipeContact command to receiver (5556), then WipeOut contact list of receiver (5556).

Scope

The final product to be developed has some scopes/limitations, which are:

Single Platform: The proposed product to be developed is meant to work only on a device with the operating system as Android OS.

Case: The devices have to have in switch on mode. It will not work if it is in switch off mode.

VI. CONCLUSION

This Application is very useful in case, If we have forgotten, misplaced, lost our android phone .we control our phone remotely through SMS and the apps reacts according to that command.

FUTURE WORK

Multiple Platforms: The proposed product can be developed in order to work on devices having underlying operating system apart from Android OS. Using phone gap frame work we can develop our remotedroid system for multiple platforms. Using java script, css and html we can develop in our system in phone gap.

ACKNOWLEDGMENT

I am profoundly grateful to Prof.S.B.Bhosale for his expert guidance and continuous encouragement throughout to see that this project rights its target since its commencement to its completion.

I would like to express deepest appreciation towards Dr. C.L.Dhamejani, Principal JCOE, Kuran, Prof. D.N.Wavhal HOD Computer Engineering Department and Prof. Vikram Patil (Project Coordinator) whose invaluable guidance supported main completing this Seminar. At last I must express my sincere heartfelt gratitude to all the staff members of Computer Department who helped me directly or indirectly during this course of work.

REFERENCES

- [1] Vipul Delwadia , Stuart Marshall , Ian Welch "USING REMOTELY EXECUTING SOFTWARE VIA A MOBILE DEVICE"Buntarou Shizuki, "VNC-BASED ACCESS TO REMOTE.
- [2] COMPUTERS FROM CELLULAR PHONES"Timothy Vidas , "ALL YOUR DROID ARE BELONG TO USA.
- [2] Chaitali Navasare, Deepa Nagdev and Jai Shree, "POCKETDROID - In formation and Network Technology (ICINT 2 012) IPCSIT vol. 37
- [3] R.Manikan dasamy , "REMOTE DESKTOP CONNECTION USING MOBILE PHONE", International Journal of Science, Engineering and Technology Research (IJSETR) Volume 2 , Issue 8, August 2013 Ajit Kotkar and Alok Nalawade, "ANDROID BASED REMOTE
- [4] DESKTOP CLIENT", International Journal of Innovative Research in Computer and Communication Engineering Vol. 1, Issue 2, April.
- [5] Sonam Gavhane , "REMOTE DESKTOP ON MOBILE", International Journal of Innovations in Engineering and Technology K.S. Kuppusamy, "A MODEL FOR REMOTE ACCESS AND SERVICE", International Journal of Computer Science, Engineering

- [6] Archana Jadhav, "VNC ARCHITECT URE BASED REMOTEDESKTOP ACCESS THROUGH ANDROID MOBILE PHONES",Communication En.
- [7] SURVEY OF CURRENT ANDROID ATTACKS" Chaitali Navasare, Deepa Nagdev and Jai Shree, "POCKETDROID -A PC REMOTE CONTROL", 20 12 International Conference on Information and Network Technology (ICINT 2 012) IPCSIT vol. 37

BOOKS

1. Wei-Meng Lee, "Beginning Android Application Development"
2. Jerome Dimarzio, "Android a Programmers Guide"
3. W. Frank Ableson, RobiSen, Chris King, "Android in Action", second edition.
4. Mark L. Murphy, "Begining Android 2"
5. Mark L. Murphy, "Android Programming"