

Server-Side and Client-Side Scripting of “Event Management System”

Vishesh S¹, Harshit Agarwal², Sandesh Arora², Aishwarya MS³, Ashrith Pradeep⁴, Divya P Hathwar⁵

B.E, Department of Telecommunication Engineering, BNM Institute of Technology, Bangalore, India¹

Student, Department of CSE, BNM Institute of Technology, Bangalore, India²

Student, Department of CSE, BNMIT, Bangalore, India³

B.E, Department of CSE, BNMIT, Bangalore, India⁴

Student, Department of CSE, DSCE, Bangalore, India⁵

Abstract: Event management is the systematic planning and execution of events such as marriage, concert, ceremonies, formal parties, conferences etc. Event management companies are responsible for the above, and almost everything comes as a package- photography, food, lightings and decoration, event security etc. Many start-ups in this domain suffer from lack of recognition or engagements. Online marketing is one mode of strategic promotion of these companies [5]. Development of web applications and mobile apps; online booking and remote communication with clients and online payment gateway are the areas on which these companies must focus upon. In this paper we demonstrate the back-end and front-end design of a web-application suited for event management. MySQL is used as the back-end tool; PHP and HTML as front-end design tools; CSS and bootstrap for page design and JavaScript for validation.

Keywords: Web application, HTML, CSS, JavaScript, and PHP, Cascading Style Sheets (CSS), bootstrap, online booking.

I. INTRODUCTION

Event management is the systematic planning and execution of events of peripheral or larger importance. It includes parties, concerts, wedding, conferences etc. Event management on a normal spectrum may include photography, decoration of stage and venue, food etc. But to critical eye it's a huge responsibility passed over to the franchise or company by the clients to organise or setup the event and manage it till it ends swimmingly. The person in charge of the Event management or the head of the crew/troop is called an event manager. Specific responsibilities of an event manager include

- Selecting and reserving venues.
- Co-ordinating with outside vendors/ third party vendors.
- Entertainment.
- Transportation and parking.
- Obtaining necessary permits and appropriate insurance.
- Health and safety.
- Developing emergency contingency plan.
- Crisis and situation management at event.
- Designing a security plan.
- Monitoring of the events.

II. BACK-END DESIGN

- i. The Apache and MySQL servers are started on the XAMPP control panel. They occupy their respective ports. The goal of XAMPP is to build an easy to install distribution for developers to get into the world of Apache, Tomcat, and MySQL etc. XAMPP [1] stands for,

X= any OS

A= Apache

M= MySQL/Maria DB

P= PHP

P=Perl

- ii. Create the database and tables [2]. SQL queries are written, which form the backbone of back-end design. Figure 1 shows the database 'ems' with its tables 'alogin', 'booknow', 'caterers', 'contact', 'event', 'register', and

'register_time'. Figure 2, 3, 4, 5, 6 and 7 shows the tables 'alogin', 'bookknow', 'caterers', 'contact', 'event' and 'register' respectively.

- iii. Every table is broken up into smaller entities called fields. A field is a column in a table that is designed to maintain specific information about every record in the table. For example, the 'event' table consists of fields- plan_id, category_id, events, rent, no_of_day, caterers and members_capacity. The developer can edit or delete any record.
- iv. Some of the most important SQL commands are [3][4]
 - SELECT
 - UPDATE
 - DELETE
 - INSERT INTO
 - CREATE DATABASE
 - ALTER DATABASE
 - CREATE TABLE
 - ALTER TABLE
 - DROP TABLE
 - CREATE INDEX
 - DROP INDEX

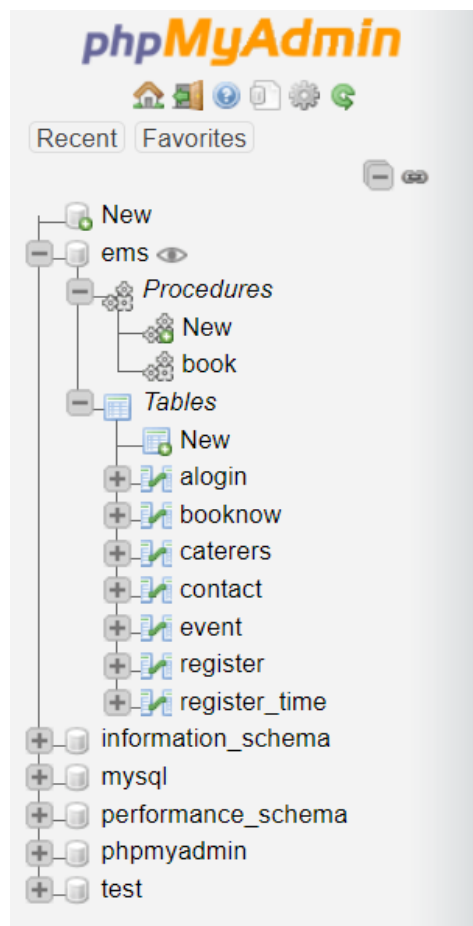


Figure 1 shows the database 'ems' with its tables

III. SERVICES AND PRICING

The web application developed by us for event management provides the following services for the clients

- Organizing and managing birthday parties
- Organizing and managing weddings
- Organizing and managing concerts

Figure 8 shows the services window of the event management system web application. The pricing scheme and other respective details can be noticed by selecting the pricing tab as shown in figure 8. Figure 9 shows the event detail and

pricing. The 'get now' button enables the user to book online. The user has the option to fill in the particulars like 'contact' form, 'event' form and 'book now' form.

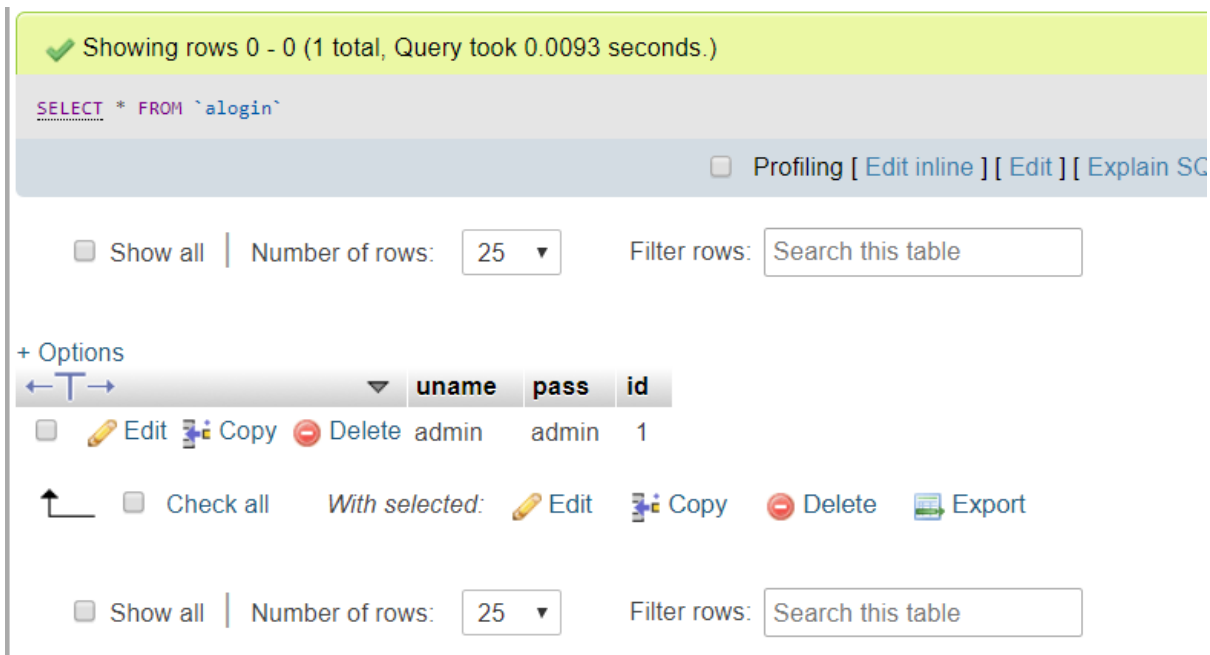


Figure 2 shows 'alogin' table

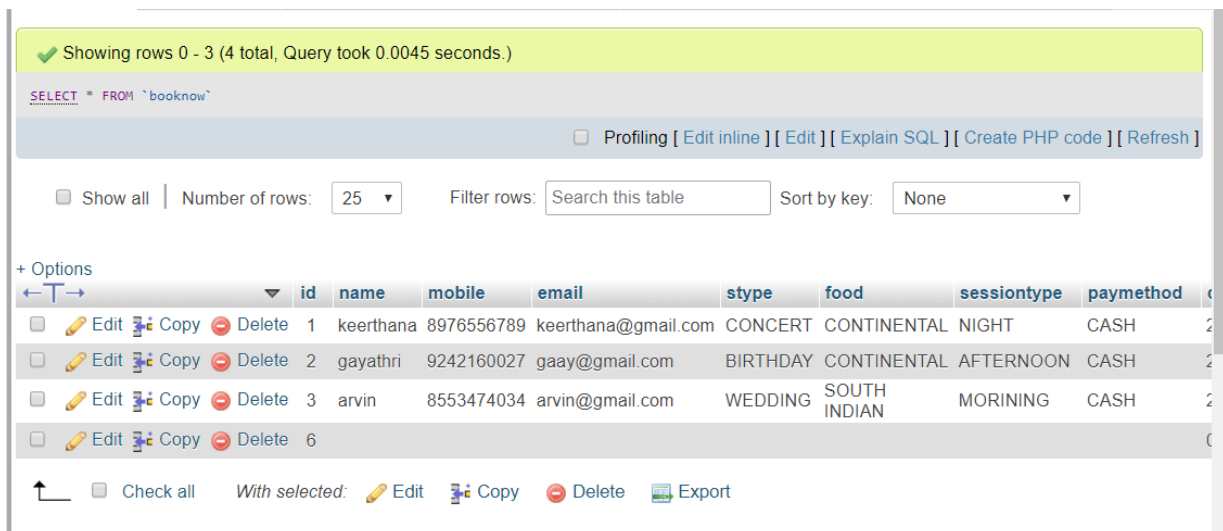


Figure 3 shows 'booknow' table

IV. USER FORMS

1. Contact us form

The user needs to fill the contact form as shown in figure 10 to get answers for any queries. Some of the necessary fields are name, email, subject and the message. The submit button will allow the user to send the filled in form to the vendor or manager.

2. Register and login form

A user needs to fill the registration form which includes username, contact number, email, password and repeat password. Once the registration is complete the user can login or sign in to the account and is now a member.

Figure 11 shows the register and login form.

3. Book now formS

Figure 12 shows the book now form which contains the following fields

- Name
- Mobile number
- Email

- Service type
- Food variant
- Session time
- Payment method
- Date
- Venue

Showing rows 0 - 1 (2 total, Query took 0.0030 seconds.)

`SELECT * FROM `caterers``

Profiling [Edit inline] [Edit] [Explain SQL] [Create PHP code]

Show all | Number of rows: 25 | Filter rows: Search this table | Sort by key: None

+ Options

	id	name	food	phoneno	address
<input type="checkbox"/> Edit Copy Delete	3	SLV	SOUTH INDIAN	2147483647	chamarajpet
<input type="checkbox"/> Edit Copy Delete	4	rotighar	NORTH INDIAN	2147483647	basavangudi

Check all | With selected: Edit Copy Delete Export

Figure 4 shows 'caterers' table

Showing rows 0 - 2 (3 total, Query took 0.0565 seconds.)

`SELECT * FROM `contact``

Profiling [Edit inline] [Edit] [Explain SQL] [Create PHP code]

Show all | Number of rows: 25 | Filter rows: Search this table

+ Options

	name	email	subject	message
<input type="checkbox"/> Edit Copy Delete	Nikhil	nikhil@gmail.com	About Appointment	I need the shooting for more than a day...
<input type="checkbox"/> Edit Copy Delete	sita	sobha@gmail.com	extension of date	we would want you to extend the date till tomorrow
<input type="checkbox"/> Edit Copy Delete	sita	sobha@gmail.com	extension of date	we would want you to extend the date till tomorrow

Figure 5 shows 'contact' table

`SELECT * FROM `event``

Profiling [Edit inline] [Edit] [Explain SQL] [Create PHP code]

Show all | Number of rows: 25 | Filter rows: Search this table | Sort by key: None

+ Options

	plan id	categoryid	Events	Rent	No Of Day	caterers	Members capacity
<input type="checkbox"/> Edit Copy Delete	1	2	Birthday	10000	1	Yes	100
<input type="checkbox"/> Edit Copy Delete	3	2	Marriage	100000	2	yes	500
<input type="checkbox"/> Edit Copy Delete	4	3	Concert	150000	1	yes	2000

Check all | With selected: Edit Copy Delete Export

Figure 6 shows 'event' table

```
SELECT * FROM `register`
```

Profiling [[Edit inline](#)] [[Edit](#)] [[Explain SQL](#)] [[Create](#)]

Show all | Number of rows: Filter rows: Sort by key:


+ Options

	id	uname	email	pass	repass	contact
<input type="checkbox"/> Edit <input type="checkbox"/> Copy <input type="checkbox"/> Delete	25	aish	aish12@gmail.com	aish	aish	9898989898
<input type="checkbox"/> Edit <input type="checkbox"/> Copy <input type="checkbox"/> Delete	27	lucky	lucky@gmail.com	lucky	lucky	9644783885
<input type="checkbox"/> Edit <input type="checkbox"/> Copy <input type="checkbox"/> Delete	28	ashika	ashi@gmail.com	ashi	ashi	8553520312

Figure 7 shows 'register' table



BIRTHDAY



WEDDING



CONCERT

Figure 8 shows the service page

Event Detail

[Home](#) | [Services](#) | [pricing](#) | [Book Now](#) | [About Us](#) | [Contact](#) | [Logout](#)

Entries per Page:

plan id	categoryid	Events	Rent	No Of Day	caterers	Members capicity
1	2	Birthday	10000	1	Yes	100
3	2	Marriage	100000	2	yes	500
4	3	Concert	150000	1	yes	2000

[Get Now](#)

Figure 9 shows the event detail page

Contact Us

For your extra queries please contact us

Name*

Email*

Subject*

Message*

Submit

Figure 10 shows the 'contact us' page

EVENT MANAGEMENT SYSTEM

REGISTER ×

Username

Contact No.

Email

Password

Repeat Password

SUBMIT

LOGIN | REGISTER >

Username

Password

GO

Figure 11 shows the 'login' and 'register' page

Book Now

Please fill all the fields

Name*

Mobile No.*

Email*

Service Type*
BIRTHDAY

Food variant*
SOUTH INDIAN

session time*
FULL DAY

Payment Method*
CASH

Date* dd-mm-yyyy

Venue*

Submit

Figure 12 shows the 'book now' page

**REFERENCES**

- [1] XAMPP Installers and Downloads for Apache Friends <https://www.apachefriends.org/>
- [2] Kroenke, David M. and David J. Auer. *Database Concepts*. 3rd ed. New York: Prentice, 2007.
- [3] MySQL- <https://www.mysql.com/>
- [4] Comer, Douglas E.; Stevens, David L. (1993). *Vol III: Client-Server Programming and Applications*. Internetworking with TCP/IP. Department of Computer Sciences, Purdue University, West Lafayette, IN 479: Prentice Hall. pp. 11d. ISBN 0-13-474222-2.
- [5] Consumer Motivations for Online Shopping - Kettering University www.kettering.edu/~aborcher/articles/266.PDF

BIOGRAPHY

VISHESH S born on 13th June 1992, hails from Bangalore (Karnataka) and has completed B.E in Telecommunication Engineering from VTU, Belgaum, Karnataka in 2015. He also worked as an intern under Dr. Shivananju BN, former Research Scholar, Department of Instrumentation, IISc, Bangalore. His research interests include Embedded Systems, Wireless Communication, BAN and Medical Electronics. He is also the Founder and Managing Director of the corporate company Konigtronics Private Limited. He has guided over a hundred students/interns/professionals in their research work and projects. He is also the co-author of many International Research Papers. He is currently pursuing his MBA in e-Business and PG diploma in International Business. Presently

Konigtronics Private Limited has extended its services in the field of Software Engineering and Webpage Designing. Konigtronics also conducts technical and non-technical workshops on various topics