



Server-Side and Client-Side Scripting of “Shutter Speed”

Vishesh S¹, Nandan AS², Kavya PH², Moulana IzharAhmed², Gayathri K², Keerthana B², Ganashree HR³

B.E, Department of Telecommunication Engineering, BNM Institute of Technology, Bangalore, India¹

Student, Department of CSE, BNM Institute of Technology, Bangalore, India²

Student, Department of CSE, Sambhram Institute of Technology, Bangalore, India³

Abstract: Web development is the process of creating advanced and complex websites for the internet or an intranet. It is usually made up of many/ multiple programming and mark-up languages like HTML, CSS, JavaScript, and PHP. HTML is the base line for the entire project. Cascading Style Sheets (CSS) is used to style or beautify the webpages. It is inserted or scripted into HTML and external style sheets can also be used. PHP also called Personal Home Page hypertext pre-processor and formerly abbreviated as Personal Home Page is a server-side scripting language and used to create dynamic websites. In this paper, we are developing a website called “shutter speed photography” which can be used by amateur or professional photographers. Customers can book their appointment with a photographer who has registered with shutter speed for his/her occasion. There are many applications of this web application and the users are just one click away from their desire.

Keywords: Web development, HTML, CSS, JavaScript, and PHP, Cascading Style Sheets (CSS).

I. INTRODUCTION

Any web development involves two types of scripting

- Server-side scripting [1]
- Client-side scripting

Any scripting or programming that runs on a web server is referred to as server-side scripting. This could be anything from processing a form, managing an online purchase registering a new user and other application related tasks. In the simplest possible set up with a web server, the web server is simply configured to read static files from the file system and then serve those files back as response. In this project MySQL [2] is the back-end tool. XAMPP control panel [3] is used to run the Apache and the MySQL server. Figure 1 show the request and response system as explained above. The application has particular framework.

- i. Request / response abstraction
- ii. Session state
- iii. User authentication and authorization
- iv. Page templates
- v. URL mapping
- vi. Database access
- vii. Security
- viii. Caching

Client-side scripting is the scripting that happens in ones’ browser or on the clients’ computer. Client-side scripting enables interaction within a webpage. The code required to process user-input is downloaded and compiled by the browser or plug-in. client-side scripts are often embedded within a HTML document or may also be contained in a separate file into which the document(s) that use it make reference and hence known as external script. Upon request, the necessary files are sent to the users’ computer by the web server. The user’s web browser executes the script and then displays the document.[4][5]

II. METHODOLOGY

- The user has to register to the website before logging in. Figure 2 shows the online registration form containing the necessary fields
 - i. Username



- ii. Contact number
- iii. Email
- iv. Password
- Once the user has registered with the website his/her details is loaded into the database [1] and the “register” table is as shown in figure 3. All the entered data during registration has been stored in the “register” table.
- The above project consists of the following tables as shown in figure 4 - “alogin”, “booknow”, “checkout”, “contact”, “employee” and “register”.
- Figure 5 shows the index page of the web application “shutter speed” and it is run on a web browser.
- The booking and the filling of the “contact us” form is dealt with in the next unit.

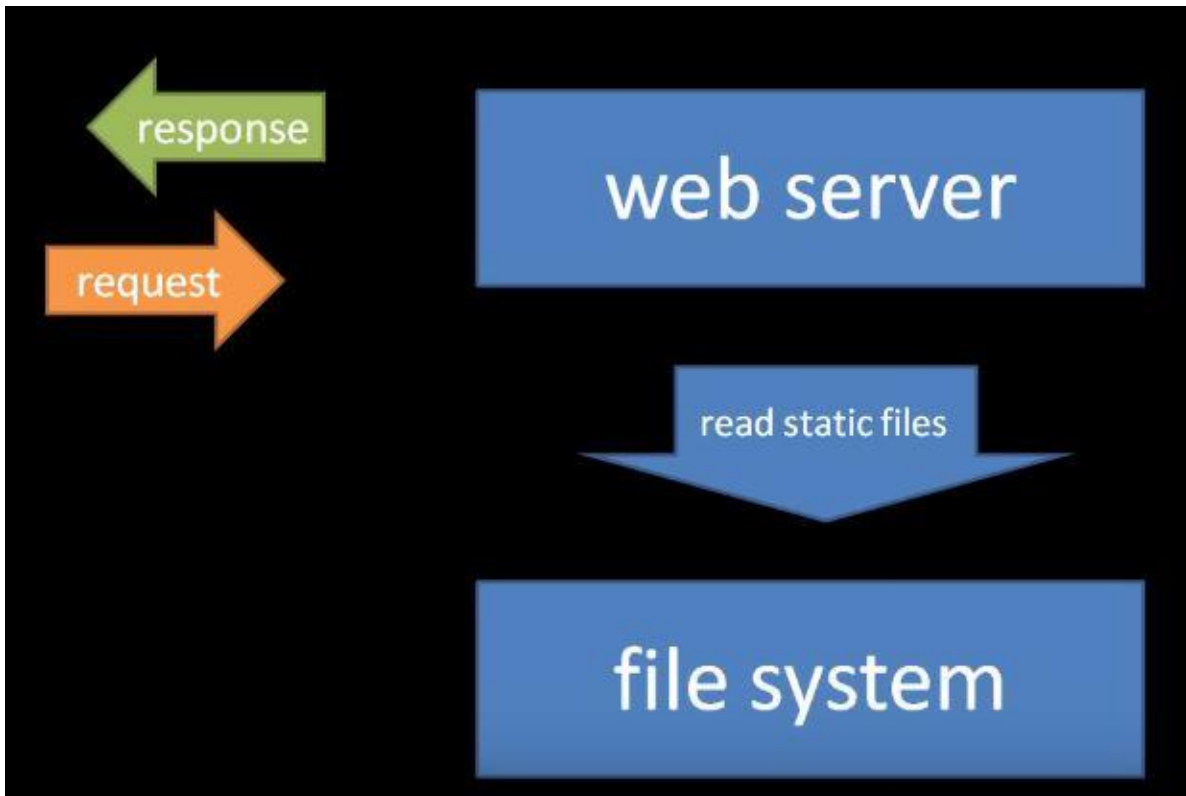


Figure 1 show the request and response system

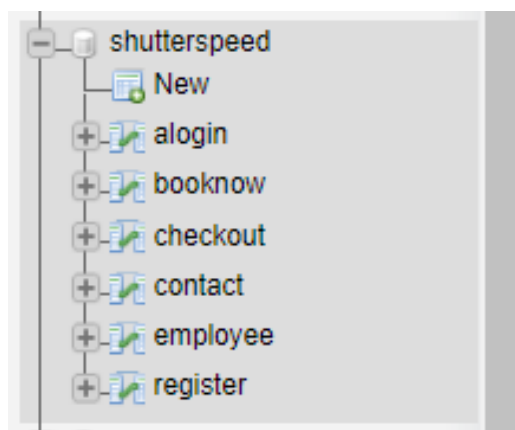


Figure 4 shows the tables of the project “shutter speed”

III. CONTACT US AND BOOK NOW FORMS AND TABLES

i. Suppose the user is interested in the deal and he decides to ‘book now’, figure 6 shows the fields to be filled for the booking to be completed. Figure 7 shows the structure of the “book now” table. There are ten fields to be filled



- Name
- Mobile
- Email
- Date
- Location
- Pricing
- Status
- Pay method
- Photographer
- Service type

Figure 8 shows the data being entered by the user by name Vishesh S, bearing mobile number- 9945168773, and email address- visheshniranjan31@gmail.com and he prefers to pay by cash. He has selected the service- Kids photography and pricing- Advanced pricing scheme.

ii. Figure 9 shows the contact form filled by Sameer, bearing email ID- sameer31@gmail.com and he needs an appointment for candid shoot. Figure 10 shows the table “contact” with recent entries.

REGISTER ✕

Username
shreyas21

Contact No.
7760121456

Email
shreylion@gmail.com

Password
.....

Repeat Password

NEXT

Figure 2 shows the online registration form



SELECT * FROM `register`

[Edit inline]

Show all | Number of rows: 25 | Filter rows: Search this table

Sort by key: None

+ Options

	id	uname	email	pass	repass	contact
<input type="checkbox"/> Edit Copy Delete	22	Rama	rama@gmail.com	qqqq	qqqq	9900510650
<input type="checkbox"/> Edit Copy Delete	23	nandan	nandan31@gmail.com	nandan	nandan	8762171130
<input type="checkbox"/> Edit Copy Delete	24	shreyas21	shreylion@gmail.com	visheshvishesh	visheshvishesh	7760121456

Check all | With selected: Edit Copy Delete Export

Figure 3 shows the “register” table

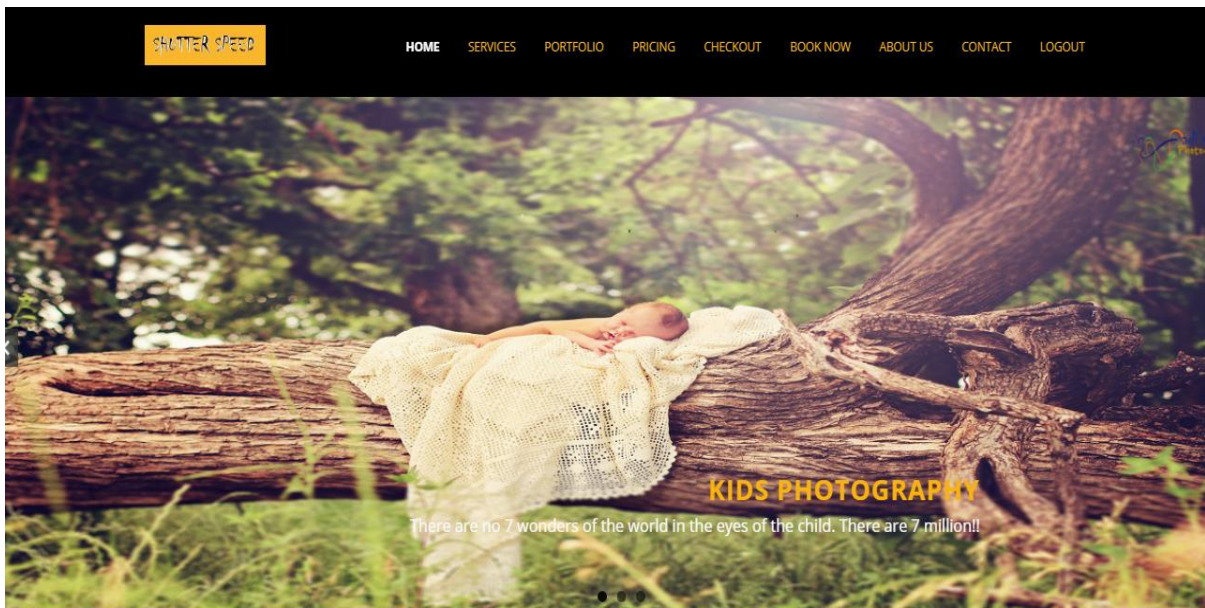


Figure 5 shows the index page of the web application “shutter speed”

SELECT * FROM `booknow`

[Edit inline] [Edit] [Explain SQ]

Show all | Number of rows: 25 | Filter rows: Search this table

+ Options

name	mobile	email	date	location	stye	pricing	status	paymethod	photographer
vishesh s	9945168773	visheshniranjan31@gmail.com	2017-11-15	bangalore	KIDS PHOTOGRAPHY	ADVANCED PRICING		CASH	

Show all | Number of rows: 25 | Filter rows: Search this table

Query results operations

Print view Export Display chart Create view

Figure 8 shows the data being entered by the user to the “booknow” table



Book Now

Please fill all the fields

Name*

Mobile No.*

Email*

Date*

Location*

Service Type*

Pricing*

Figure 6 shows the fields to be filled for the booking to be completed.

#	Name	Type	Collation	Attributes	Null	Default	Extra	Action
1	name	varchar(200)			No	None		Change Drop Primary Unique Index Spatial Fulltext Distinct values Add to central columns
2	mobile	varchar(15)			No	None		Change Drop Primary Unique Index Spatial Fulltext Distinct values Add to central columns
3	email	varchar(200)			No	None		Change Drop Primary Unique Index Spatial Fulltext Distinct values Add to central columns
4	date	date			No	None		Change Drop Primary Unique Index Spatial Fulltext Distinct values Add to central columns
5	location	text			No	None		Change Drop Primary Unique Index Spatial Fulltext Distinct values Add to central columns
6	stype	varchar(50)			No	None		Change Drop Primary Unique Index Spatial Fulltext Distinct values Add to central columns
7	pricing	varchar(50)			No	None		Change Drop Primary Unique Index Spatial Fulltext Distinct values Add to central columns
8	status	varchar(200)			No	None		Change Drop Primary Unique Index Spatial Fulltext Distinct values Add to central columns
9	paymethod	varchar(50)			No	None		Change Drop Primary Unique Index Spatial Fulltext Distinct values Add to central columns
10	photographer	varchar(200)			No	None		Change Drop Primary Unique Index Spatial Fulltext Distinct values Add to central columns

Check all With selected: Browse Change Drop Primary Unique Index Add to central columns Remove from central columns

Figure 7 shows the structure of the “book now” table.



For your extra queries please contact us

Name*

Email*

Subject*

Message*

hello!!
i need a candid photoshoot with my friends

Figure 9 shows the contact form filled by Sameer, bearing email ID- sameer31@gmail.com and he needs an appointment for candid shoot.

Showing rows 0 - 1 (2 total, Query took 0.0014 seconds.)

```
SELECT * FROM `contact`
```

Show all | Number of rows: 25 | Filter rows: Search this table

+ Options			
name	email	subject	message
Nikhil	nikhil@gmail.com	About Appointment	I need the shooting for more than a day...
sameer	sameer31@gmail.com	appointment for candid shoot	hello!! i need a candid photoshoot with my friends

Figure 10 shows the table “contact” with recent entries.



IV. CONCLUSIONS

The internet has become the integral part of our lives and with the advancements in web applications and mobile computing, almost all goods and accessories can be booked and purchased online [6]. “Shutter speed” is one such effort to enable the online customers in booking appointments and choosing the service of their choice with very few steps. In this paper, with our efforts in developing the web application, the server-side scripting and client-side scripting were also briefly dealt with.

REFERENCES

- [1] Kroenke, David M. and David J. Auer. Database Concepts. 3rd ed. New York: Prentice, 2007.
- [2] MySQL- <https://www.mysql.com/>
- [3] XAMPP Installers and Downloads for Apache Friends- <https://www.apachefriends.org/>
- [4] Web-Based Portal for Online Shopping- DOI10.17148/IJARCCE.2017.6825
- [5] Comer, Douglas E.; Stevens, David L. (1993). Vol III: Client-Server Programming and Applications. Internetworking with TCP/IP. Department of Computer Sciences, Purdue University, West Lafayette, IN 479: Prentice Hall. pp. 11d. ISBN 0-13-474222-2.
- [6] Consumer Motivations for Online Shopping - Kettering University www.kettering.edu/~aborcher/articles/266.PDF

BIOGRAPHY



VISHESH S born on 13th June 1992, hails from Bangalore (Karnataka) and has completed B.E in Telecommunication Engineering from VTU, Belgaum, Karnataka in 2015. He also worked as an intern under Dr. Shivananju BN, former Research Scholar, Department of Instrumentation, IISc, Bangalore. His research interests include Embedded Systems, Wireless Communication, BAN and Medical Electronics. He is also the Founder and Managing Director of the corporate company Konigtronics Private Limited. He has guided over a hundred students/interns/professionals in their research work and projects. He is also the co-author of many International Research Papers. He is currently pursuing his MBA in e-Business and PG diploma in International Business. Presently Konigtronics Private Limited has extended its services in the field of Software Engineering and Webpage Designing. Konigtronics also conducts technical and non-technical workshops on various topics.