

# Automatic Pick and Place Robotic Arm Vehicle

**Prof. Vijay Matta<sup>1</sup>, Namita Mendole<sup>2</sup>, Leena Lengule<sup>3</sup>, Nidhi Hatwar<sup>4</sup>, Pragati Manohare<sup>5</sup>, Neha Meshram<sup>6</sup>, Shilpa Nagdeote<sup>7</sup>**

Assistant Professor, Department of Electronics and Telecommunication Engineering, S.B Jain, Nagpur<sup>1</sup>

Under Graduate Student, Department of Electronics and Telecommunication Engineering, S.B Jain , Nagpur<sup>2,3,4,5,6,7</sup>

**Abstract:** The primary goal of this research and development project is to develop an automatic pick and place robot for material handling systems. This automatic pick and place robot integrates object detection with the pick and place process whereby the detection of an object would power the object gripper; kick starting the pick and place process. With the objective of creating a user friendly and affordable system, the developed model high significantly demonstrates the use of technology in material handling systems. There are many different types of pick and place systems. Examples include portable material handling systems, industrial manipulators .This pick and place robotic arm with wheel scan be easily moved from one place to another. A pick and place robot manipulator can be used to pick an object and place them in an orderly manner to get a final destination. A pick and place requires little operator and provides maximum output with efficiency. It is widely used in different industry to pick a different material and place in desire location.


**Keywords:** IR Sensor, DC Motor, Microcontroller, Soft catching Arm gripper.

## I.INTRODUCTION

International Organization for Standardization (ISO) in ISO 8373 defines robot as an automatically controlled, reprogrammable, multipurpose, manipulator programmable in three or more axes, which may either be fixed in place or mobile for use in industrial automation applications. Derived from the Czechoslovakian term *robota* or *robotnik* referring to slave, servant or compulsory lab or, the actual robot word was only derived in the 20<sup>th</sup> century despite long existing concept of robotics since the ancient times[3]. In general, the word robot describes a machine that performs work to assist people and work in place of a living agent .Robots consist of five major component parts the computer which acts as the brain, the effectors which are the arms and legs of the robot, actuators that activate physical action, sensors that receive information about its surrounding environment and mechanical fixtures which form the overall robot hardware [1]. Pick and place robot are the most popular material handling systems; providing dependable solutions for production lines primarily. Pick and place robots possess the ability to perform tedious, repetitive tasks with ease ,speed allowing for faster cycle times and accuracy in comparison to human counter parts. The consistent output long with its quality and repeatability are unmatched. Programmed to carry out actions without variation and a high degree of accuracy, the robot's actions are typically determined by programmed routines that specify direction, acceleration, velocity and distance of a series of co-ordinate motions. In the industrial manufacturing sector, pick and place robots have been used in a variety of material handling applications ranging from palletizing and De-palletizing, case picking, bin picking, kitting, machine loading and unloading, parts feeding and parts delivery. Such robots with improvements have also been used in storage retrieval systems and case packing and sorting [1]. Miscellaneous applications of this pick and place robot would be in the medical industry where by the pick and place robot can be used as material handling apparatus during complicated surgery processes as well as in the space travel sector where by the pick and place robot is used as a work transfer device transferring machinery in planets for instance satellites[3]. A typical pick and place robot configuration acts as an interface between the convey or and the machines, loads and unloads the parts from them machines as well as transfers the parts from one machine to the next[2].

## 2. PICK AND PLACE ROBOTIC ARM VEHICLE

Robotic arm is a type of mechanical arm, usually programmable, with similar functions to a human arm. The robotic arm consists of base plate and gripper [2]. The motion to the robotic arm is given by dc motors. There are total four 12V DC motor, two on back wheels, one at arm which has 4 degrees of rotation and one motor at the gripper [2]. The motors were selected based on the torque required for working of the arm. The light weight gripper is used for picking the object and placing it at the desired location. The robotic arm motions are controlled by Arduino. The arm picks and sorts the object according to its barcode.



ROBOT SIDE:

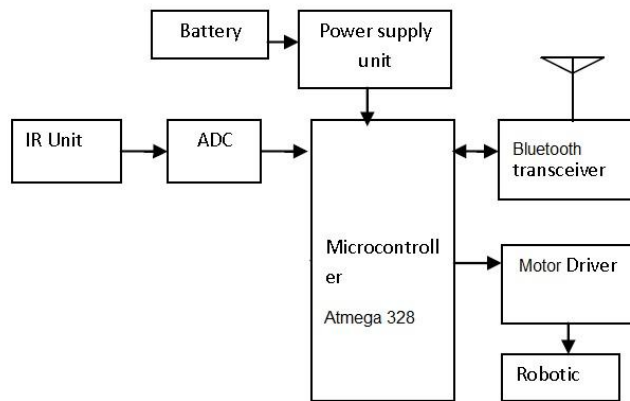


Figure 2.1: Robot Sided Block Diagram

SYSTEM SIDE:

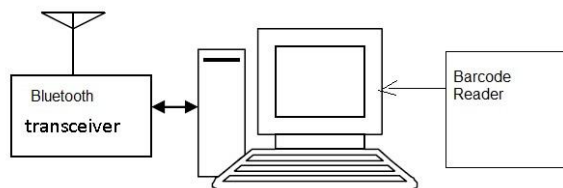


Figure 2.2: System Sided Block Diagram

### 3. LITERATURE SURVEY

The project Recursive Modelling in Dynamics of Delta Parallel Robot”.*Robotica*, 27(2), 199-207 performs in depth analysis on the kinematics and dynamics of delta robots. The author Staicu,S.et.al.,[2009].Dadios and Mara villa set.AI,Roth and Schillinget.al. compares different methods for solving the inverse kinematics problem to Determine the position, velocity, and acceleration of each motor based on the position, velocity, and acceleration of the end effectors.

The project Robotic Revolution with Smart Remote Control For pick And Place Application robot is specially developed for the industrial application. Which reduces automatic Pick And place Robotic Arm Vehicle .The human efforts, pick and place robot consist of a robotic arm and it placed on it. Basically it will work to pick and place the object from one place to another place .all procedure done with the help of android application. A Bluetooth module will be connected to the robotic system for communicating between the android phone and robot. This pick and place

function is most use full in the industries in abnormal condition and unusual places where a human being can't enter, such as in high temperature and narrow areas. The microcontroller used in it receives the commands from the android phone. The authors are Balakrishna Annapureddy,G.V.Ramana Reddy,L.Srinivas Reddy.

The research on robotics has been done for implementing this system. The study goes on mechanical working principle of DC motors referred from K. S. Fu & R.C. Gonzalez & C.S.G. Lee, Robotics: Control, Sensing, Vision, and Intelligence .The study of working with DC motors include the selection of a motor based on the requirement about the speed of the robot movement and weight to be carried and also power consumption. In this robotic system, the motors used are having high torque and low speed because of it needs to carry some more weight of pick and place arms with it.

### **RESULT**

Pick and Place Robotic Arm speeds up the process of picking parts up and placing them in new place. It make easy to move bulky, large and hazardous product from one place to another in industries. The workings of a line follower robot are straight forward. The robot has the capability to detect a black line on a lighter surface. The robot consist an array of IR sensors in order to calculate the reflectance of the surface. The computer controls the robot by rotating individual step motors connected to each joint. The robot uses motion sensors to make sure it moves just the right amount. The whole set up is interfaced with the Arduino Uno board which is the main component in system. Basically Arduino Uno is capable of producing 5V output so to amplify it we use motor drive L293D. To control the motion of robotic arm we use DC motor. For controlling the arm servo motor is used since it has to only hold and place the object precisely. We have used the IR sensors for determining the objects. We use Bluetooth module which is interfaced with Arduino. The whole programming for the setup is done by using Arduino integrated development environment software. Program from the computer is uploaded on Arduino board with the help of USB data cable.

### **CONCLUSION**

The aim of this project is the development of automatic pick and place robot arm controlled using arduino. The pick and place robots are popular in assembly lines, where the repetitive tasks are present. The robotic arm used here contains a soft catching gripper which safely handles the object. Since the assembly line is mostly about fixing different parts in to the right section of the end product, it is best done by the pick and place robots which can work round the clock without being tired or bored. In the modern era time and man power are major constraints for the completion of a task. By the use of our product the industrial activities and hazardous operations can be done easily and safely in a short span of time. The proposed system is capable of lifting weights; by introducing high torque providing motor large weights can be picked.

### **REFERENCES**

- [1] Ashly Baby , Chinnu Augustine, Chinnu Thampi, Maria George , Abhilash A P ,Philip C Jose "Pick and Place Robotic Arm Implementation Using Arduino"- IOSR Journal of Electrical and Electronics Engineering (IOSR-JEEE) e-ISSN: 2278-1676,p-ISSN: 2320-3331, Volume 12, Issue 2 Ver. III (Mar. – Apr. 2017), PP 38-41.
- [2] Khin Moe Myint, Zaw Min Min Htun, Hla Myo Tun" Position Control Method For Pick And Place Robot Arm For Object Sorting System"- INTERNATIONAL JOURNAL OF SCIENTIFIC & TECHNOLOGY RESEARCH VOLUME 5, ISSUE 06, JUNE 2016 ISSN 2277-8616.
- [3] Muhammed Jabir.N.K1, Neetha John , Muhammed Fayas, Midhun Mohan , Mithun Sajeev , Safwan.C.N "Control of Pick and Place Robotic Arm Using an Android Application", International Journal of Advanced Research in Electrical, Electronics and Instrumentation Engineering (An ISO 3297: 2007 Certified Organization) Vol. 4, Issue 4, April 2015.