



Gesture Based Robotic Vehicle

Prof. Neeta Karhadkar, Shivani Makode, Ruchita Phalke, Preeti Mohare

Electronics and Telecommunication, Savitribai Phule Pune University

Abstract— The critical reason of this corporation is to increase a passage system to control a robot by using the use of misuse MEMS in particular based totally absolutely assessing form. MEMS might be a hint Electro Mechanical discoverer that is a touchy and healthful for police paintings the tilt. This locator unearths the lean and makes use of the accelerometer to transport the orientation of the robot looking on tilt. This undertaking uses a touch controller, that is modified, with the assist of delivered C headings. This microcontroller is provided for act with transmitter and beneficiary modules. The MEMS basically primarily based identifying phase acknowledges the lean and gives the records to the microcontroller (on board computer) and besides the controller settles on a desire about whether the direction is correct development or left improvement direction and controls the course severally. The controller is interfaced with dc automobiles to manipulate the path of the robotic.

Keywords: Arduino(ATMEGA328), measuring instrument, DC motors, RF Transmitter& Receiver.

INTRODUCTION

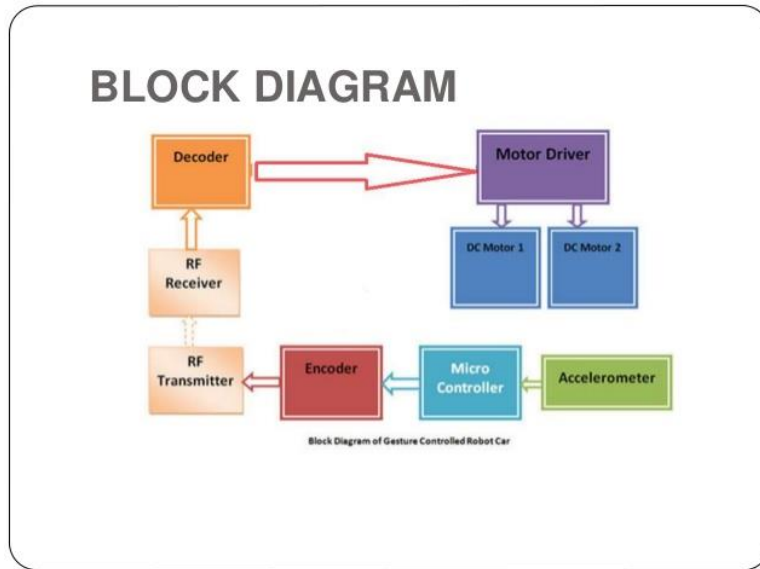
Robots are controlled abuse hand movement thusly robots may need an assistance whether or now not it must be any work, while no longer human robots can't be operated. The most purpose behind misuse hand sign is that it provides different schematic system for winning the machine what's more, with this choice robot might be utilized as a seat or as a riddle ace robotized or for alert. As human hand developments are standard, with the assistance of wireless dispatch, it will in general be progressively direct to move with the machine in an incredibly progressively considerate manner. The robot's development will depend upon the movements made by strategies for Hand. The goal of this paper is to build hand gesture controlled robot that can be used in homes, hospital, shops, etc. where contact less delivery is necessary considering situation. This project basically contains two circuit. The hand gestures are converted into electrical signals by the ADXL335 accelerometer sensor, and the ATMEGA328 processes the incoming signals and sends it to the RF transmitter. In the receiving end, these signals are received by the RF receiver and sent to the ATMEGA328 for decoding. The ATMEGA328, on receiving the signals, actuates the motors via motor driver. The gadget moves ahead, backward, proper and left while we tilt our palm to earlier, on this manner spherical, right and left severally and correspondingly the robotic stops once our palm is parallel to the again.

II. PROJECTED WORK

The whole enterprise is a part into two regions one is transmitter zone and opportunity is gatherer element. The transmitter model is confirmed up in choose 5, and in like manner the transmitter element carries one Arduino, one three-rotate evaluating tool and one RF transmitter module. The gatherer model is showed up in figure Six. The beneficiary segment incorporates 1 RF recipient module, one motor riding force IC, two PMDC motor, wheels. Plainly right here, separate 5 volt electricity supply is utilized to each the regions. As time is going on, the Arduino explores the number one yield regards, stimulate flip and compose centre point worths from the three centre assessing instrument and changes over the straightforward motivating force to various electronic worth.

The modernized characteristics are dealt with by techniques For the Arduino and ship to the RF transmitter that's conquered the Receiver and is university on the beneficiary completing which drives the motor to a distinct direction. The computerized moves, in reverse, proper and left as soon as there perhaps tilt inside the palm of buyer in forward, on this fashion around, tested and left severally.

III. BLOCK DIAGRAM



IV. WORKING

A. Circuit Diagram

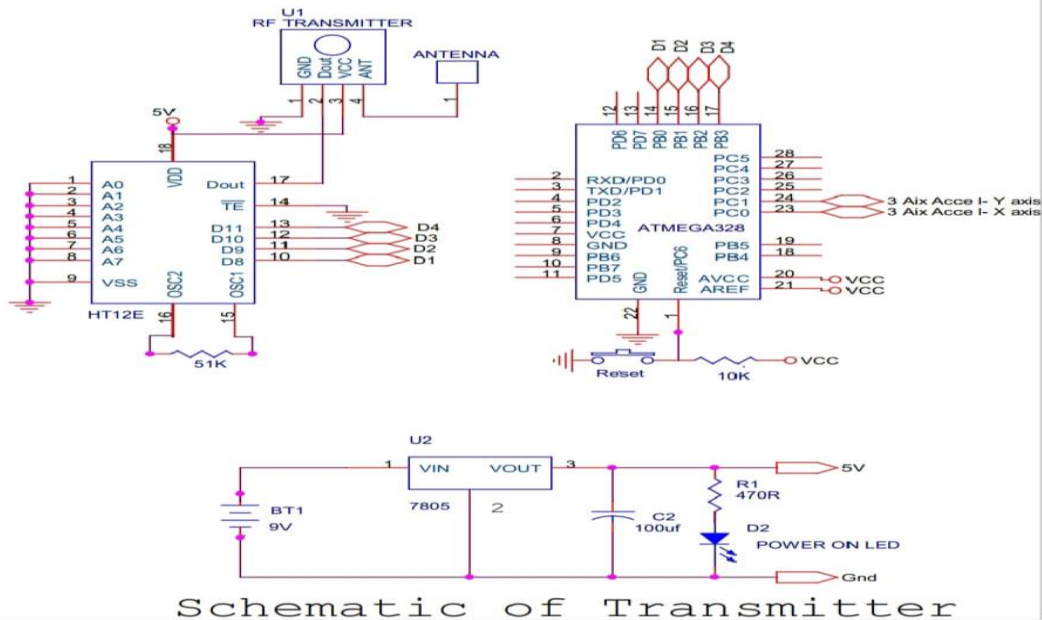


Fig 1- Transmitter

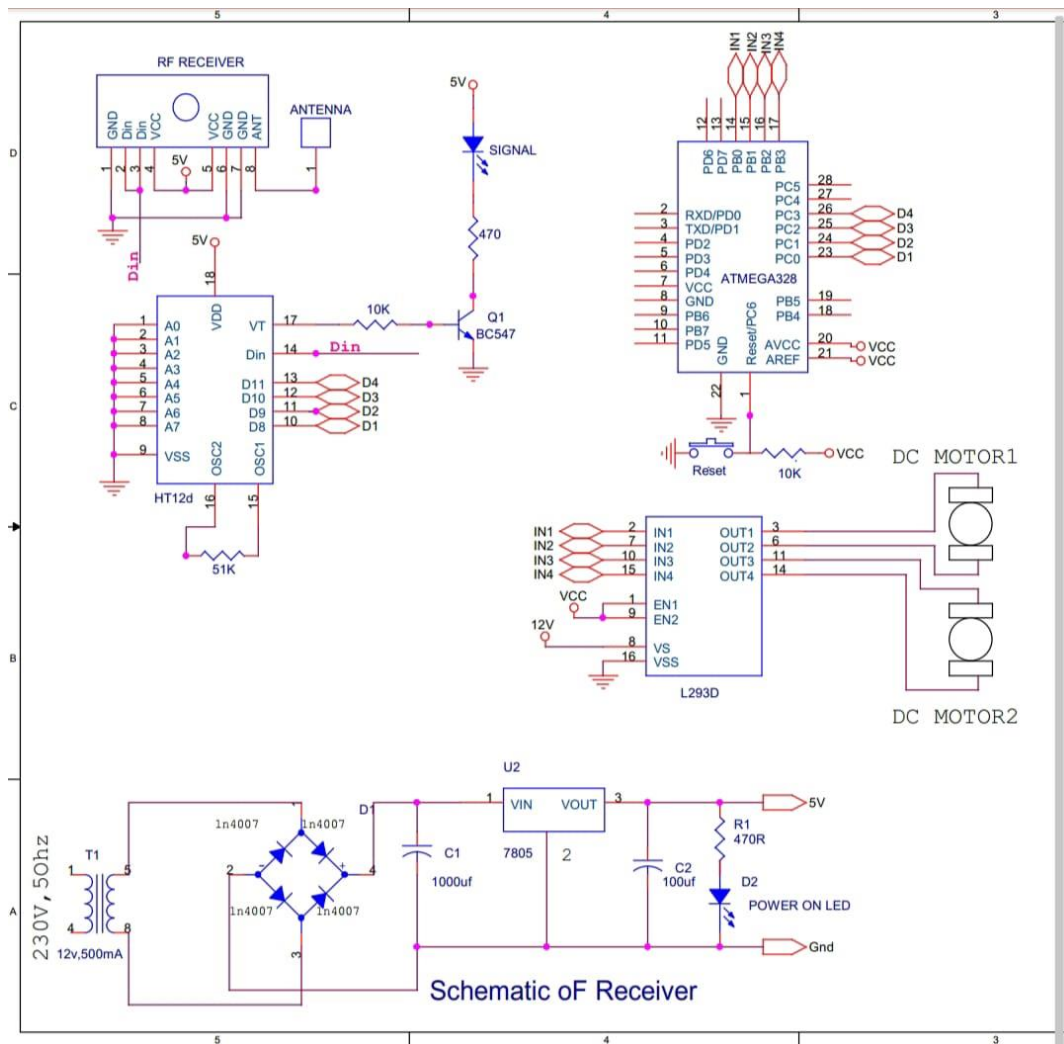


Fig 2- Receiver

B. HARDWARE

1. Arduino

Arduino is an open-supply hardware and software business enterprise, assignment and person community that designs and manufactures single-board microcontrollers and microcontroller kits for building digital gadgets and interactive objects that can experience and control both physically and digitally. Its merchandise are licensed underneath the GNU Lesser General Public License (LGPL) or the GNU General Public License (GPL), [1] allowing the manufacture of Arduino forums and software distribution with the aid of each person. Arduino boards are to be had commercially in preassembled shape or as do-it-yourself (DIY) kits.

Arduino board designs use a variety of microprocessors and controllers. The boards are prepared with sets of digital and analog input/output (I/O) pins that may be interfaced to various growth forums or breadboards (shields) and other circuits. The boards function serial communications interfaces, including Universal Serial Bus (USB) on some models, that are extensively utilized for loading packages from non-public computer systems. The microcontrollers are typically programmed the usage of a dialect of capabilities from the programming languages C and C++. In addition to the use of traditional compiler toolchains, the Arduino challenge provides anan integrated development environment (IDE) primarily based on the Processing language challenge.



2.ACCELEROMETER –

An accelerometer is a device that measures proper acceleration.[1] Proper acceleration, being the acceleration (or fee of alternate of speed) of a body in its own immediate rest body,[2] isn't the same as coordinate acceleration, being the acceleration in a fixed coordinate gadget. For example, an accelerometer at relaxation at the surface of the Earth will measure an acceleration because of Earth's gravity, straight upwards (by using definition) of $g \approx 9.81 \text{ m/s}^2$. By comparison, accelerometers in unfastened fall (falling in the direction of the middle of the Earth at a charge of approximately 9.81 m/s^2) will measure zero.

Accelerometers have multiple applications in industry and technological know-how. Highly touchy accelerometers are components of inertial navigation systems for plane and missiles. Accelerometers are used to stumble on and screen vibration in rotating machinery. Accelerometers are utilized in tablet computer systems and digital cameras in order that pix on screens are continually displayed upright. Accelerometers are utilized in drones for flight stabilisation. Coordinated accelerometers may be used to degree differences in right acceleration, specifically gravity, over their separation in area; i.e., gradient of the gravitational area. This gravity gradiometry is useful due to the fact absolute gravity is a vulnerable effect and relies upon on local density of the Earth that's quite variable.



Fig - Accelerometer

3.MOTOR DRIVER-

Motor Driver works on the conception of H-bridge. H-bridge may be a circuit that permits the voltage to flow in either direction. As voltage ought to modification its direction for having the ability to rotate the motor in dextrorotatory or anti-clockwise direction. so H- bridge IC is right for driving a DC motor. In an exceedingly single L293D chip there area unit 2 H-Bridge circuit within the IC which may rotate 2 dc motor severally because of its size it's greatly utilized in robotic application for dominant DC motors.4.L293D MOTOR DRIVE-

4.DC MOTOR-

DC motor is utilized for the change of DC into mechanical movement. The mechanical movement may simply well be revolving or straight. The activity of DC motor relies upon the statute that when a current conveying conductor is put in a truly drive subject, the conductor encounters a mechanical power. The pace of a DC motor will likely be constrained



by utilizing consistently changing the voltage connected to the loop or by regularly modifying the division current. DC motors will be utilized for the development of the automated vehicle.

5. BATTERY-

Battery could likewise be a gadget which incorporates 1 or additional science cells. Battery is device that promptly changes over life to the force. The objective of battery is to give twelve volts to control DC motors.

5. RF TRANSMITTER AND RECEIVER-

The transmitter module is working on the recurrence of 434MHz inside the circuit, Vcc stick is joined to the + terminal favorable position the information the data stick is connected to the HT12E (Encoder) that is transmitted or we can say that encoded information following pin is GND that is connected to the base terminal. At present the last stick emmet this can likewise be connected to a little wire as associate in Nursing antenna. The RF collector module can get the understanding that is moved by the signal gadget. It tends to be conjointly running as assortment of simply like the transmitter module- join the +Vcc stick to the 5volt terminal. Associate the posterior stick to the base terminal. The information stick is then identified with the HT12D (Decoder) all together that we will probably get the decoded 4 bit learning.

V. SOFTWARE IMPLEMENTATION

The Arduino integrated development atmosphere (IDE) is additionally a cross-stage application (for Windows, macros, Linux) that is composed inside the programming language Java. It's acclimated compose and move projects to Arduino good sheets, yet in addition, with the assistance of outsider centers, entirely unexpected specialist improvement sheets. The ASCII document for the IDE is free at alower place the eland General Public License, version2. The Arduino IDE helps the dialects C and C++ exploitation exact standards of code organizing. The Arduino IDE gives a code library from the Wiring mission that gives some since quite a while ago settled info and yield strategies. Customer composed code only wants two basic capacities, for beginning the sketch and conjointly presumably the most programming circle, that unit ordered related tantamount to an application stub major() into A potential cyclic program with the wildebeest gadget chain, conjointly encased with the IDE dissemination. The ArduinoIDE utilizes the application contended to change over the conceivable code into a record in hex coding that is stacked into the Arduino board with the guide of a loader application inside the board's code

VI. CONCLUSION

In this paper, a programmed component has been built up that works in accordance with your hand signal. The system moves remotely in accordance with palm signal. The RF module is operating on the frequency of 433 megahertz and consists of a circulate of 50-80 meters. This part may be climbed to locate human life in seismic tremor and torrential slide via executing the pointer in this manner. It moreover can be climbed to bomb place framework since it has mechanical arm it can in like way bypass at the bomb. GPS system can be greater to the segment through the help of that its region can be half-track.

ACKNOWLEDGMENT

We would like to take this opportunity to express our hearty gratitude and sincere thanks towards our guide Prof Neeta karhadkar mam for her invaluable assistance for our project. We express our sincere thanks to the Project Co-ordinator Prof. Sagar Joshi sir, H.O.D. of E&TC Prof. Devtare sir and our respected Principal Dr. Lalitkumar Wadhwa sir for making full time availability of all the laboratories and necessary equipment and also to all staff members for their encouragement and suggestions during the partial fulfilment of the project.

VII. REFERENCES

1. International Journal of Advanced Technology in Motorering and Science Volume No.02, IssueNo.05, May2014
2. Electronic Material And elements P.C. Rao&D.V.Satrawe
3. Electronic Circuit & Device Millmen&Halkias
4. <https://store.arduino.cc/usa/arduino-uno-rev3>
5. <https://www.rakeshmondal.info/L293D-Motor-Driver>
6. www.ijsr.net Volume four Issue three, March
7. <http://www.instructables.com/id/Gesture-controlled-robot->