



# SKIN DISEASE PREDICTION USING IMAGE PROCESSING

**Kajal Dhumal<sup>1</sup>, Vaishnavi Wattmwar<sup>2</sup>, Rushikesh Jankar<sup>3</sup> Shraddha Bhange<sup>4</sup>,**

**Prof. Madhavi Kulkarni<sup>5</sup>**

Student, computer engineering, JSPM'S BSIOTR Wagholi, Pune, India<sup>1-4</sup>

Professor, computer engineering, JSPM'S BSIOTR Wagholi, Pune, India<sup>5</sup>

**Abstract:** Skin disorders are common in children. Children can experience many of the same skin conditions as adults. Infants and toddlers are also at risk for diaper-related skin problems. Since children have more frequent exposure to other children and germs, they may also develop skin disorders that rarely occur in adults. Many childhood skin problems disappear with age, but children can also inherit permanent skin disorders. In most cases, doctors can treat childhood skin disorders with topical creams, medicated lotions, or condition-specific drugs. So it is very necessary to detect skin disease in early stage. Skin disorders vary greatly in symptoms and severity. They can be temporary or permanent, and may be painless or painful. Some have situational causes, while others may be genetic. Some skin conditions are minor, and others can be life-threatening. While most skin disorders are minor, others can indicate a more serious issue. **Keywords:** skin disease, image processing, segmentation, etc.

**Keywords:** skin disease, python, web, etc

## I. INTRODUCTION

Skin disease can be temporary or permanent.

Temporary skin disorders

Many temporary skin conditions exist, including contact dermatitis and keratosis pilaris.

Contact dermatitis

Contact dermatitis is one of the most common occupational illnesses. The condition is often the result of contact with chemicals or other irritating materials. These substances can trigger a reaction that causes the skin to become itchy, red, and inflamed. Most cases of contact dermatitis aren't severe, but they can be rather itchy. Topical creams and avoiding the irritant are typical treatments.

Keratosis pilaris

Keratosis pilaris is a minor condition that causes small, rough bumps on the skin. These bumps usually form on the upper arms, thighs, or cheeks. They're typically red or white and don't hurt or itch. Treatment isn't necessary, but medicated creams can improve skin appearance.

Permanent skin disorders

Some chronic skin conditions are present from birth, while others appear suddenly later in life.

The cause of these disorders isn't always known. Many permanent skin disorders have effective treatments that enable extended periods of remission. However, they're incurable, and symptoms can reappear at any time. Examples of chronic skin conditions include:

rosacea, which is characterized by small, red, pus-filled bumps on the face

psoriasis, which causes scaly, itchy, and dry patches

vitiligo, which results in large, irregular patches of skin

Skin disorders in children

Skin disorders are common in children. Children can experience many of the same skin conditions as adults. Infants and toddlers are also at risk for diaper-related skin problems. Since children have more frequent exposure to other children and germs, they may also develop skin disorders that rarely occur in adults. Many childhood skin problems disappear with age, but children can also inherit permanent skin disorders. In most cases, doctors can treat childhood skin disorders with topical creams, medicated lotions, or condition-specific drugs.



## II. RELATED WORK

Common childhood skin disorders include:

- eczema
- diaper rash
- seborrheic dermatitis
- chickenpox
- rashes from allergic reactions
- Symptoms of skin disorders

Skin conditions have a wide range of symptoms. Symptoms on your skin that appear due to common problems aren't always the result of a skin disorder. Such symptoms can include blisters from new shoes or chafing from tight pants. However, skin problems that have no obvious cause may indicate the presence of an actual skin condition that requires treatment.

Skin irregularities that are typically symptoms of a skin disorder include:

- raised bumps that are red or white
- a rash, which might be painful or itchy
- scaly or rough skin
- peeling skin
- ulcers
- open sores or lesions
- dry, cracked skin
- discolored patches of skin
- fleshy bumps, warts, or other skin growths
- changes in mole color or size
- a loss of skin pigment
- excessive flushing

Proposed system is a web based application which will detect skin disease according to the training dataset.

## III. METHODOLOGY

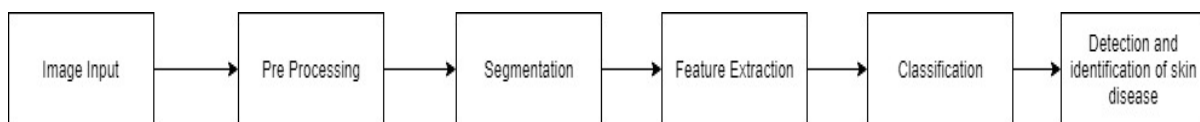
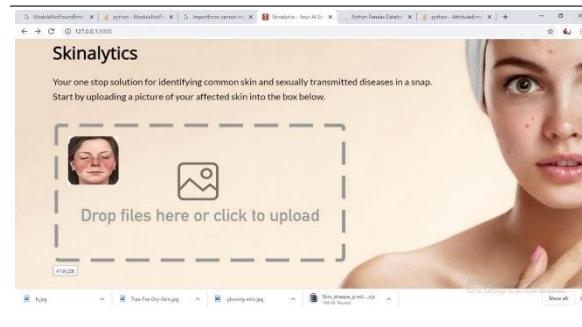


Fig: Skin Disease Prediction

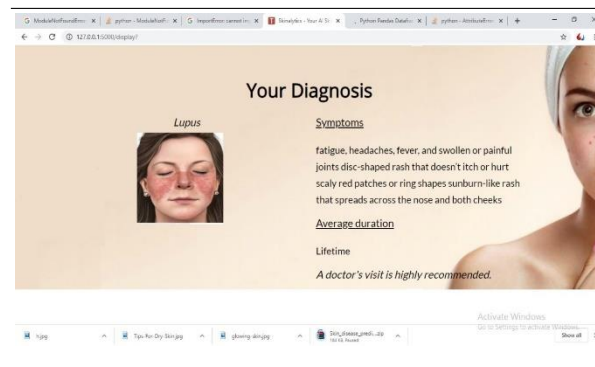
The system will go through various operations such as first input image is given, which will go under pre processing, segmentation, feature extraction, classification. In preprocessing the unwanted part is removed, segmentation will divide the area of interest into number of parts, feature extraction phase will extract the data and will store it for comparison purpose. After classification phase and comparison finally the disease is detected.

## IV. EXPERIMENTAL RESULTS

The system uses a approach for detection and prediction process which effectively amalgamates image processing and machine learning. In the 1st stage, the image of the skin condition is subject to numerous types of pre-processing techniques followed by feature extraction. The extracted features for each image are then converted to a feature vector and finally disease is predicted using standard dataset.



a) Skinalytics



b) Diagnosis

First we have to login then we have to process the image as we have shown here in a) we have to upload the image after that as shown in fig b) we get the result of our skin disease that is diagnosis like symptoms and average duration and so on.

## V. CONCLUSION

Thus we are going to implement a prototype windows based software application in python for skin disease prediction using image processing . We are going to perform operations such as:

1. Pre processing
2. Segmentation
3. Feature Extraction
4. And disease prediction

As it is a prototype model , the accuracy will not be up to the mark , so it will need some improvements and commercial tools to develop a large scale application, which can be done in future after successful implementation of this project. whereas the Microsoft Word templates are self-contained.

## VI. REFERENCES

- [1] Mustafa KAYTAN and Davut HANBAY, Effective Classification of PhishingWeb Pages Based On New Rules By Using Extreme Learning Machines , Ana- tolian Journal of Computer Sciences, Vol:2 No: 1, pp: 15-36, 2017
- [2] A. Abbas, S. Khan, A review on the state-of-the-art privacy preserving ap- proaches in e-health clouds”, IEEE Journal of Biomedical Health Informatics,2014.
- [3] Yasin Sonmez, Turker Tuncer, based Huseyin Gokal, Engin Avci, Phishing Web Sites Features Classification Based On Extreme Learning Machine IEEE2018 6th International Symposium on Digital Forensic and Security (ISDFS)
- [4] V. Santhana Lakshmi and M. Vijaya, Efficient prediction of phishing websites using supervised learning algorithms, Procedia Engineering, 30, pp.798-805, 2012.
- [5] M. A. U. H. Tahir, S. Asghar, A. Zafar, S. Gillani, A Hybrid Model to DetectPhishing-Sites Using Supervised Learning Algorithms, International Confer- ence on Computational Science and Computational Intelligence (CSCI), pp. 1126-1133, IEEE, 2016
- [6] X. Chen, I. Bose, A. C. M. Leung and C. Guo, Assessing the severity of phish-ing attacks: A hybrid data mining approach, Decision Support Systems, 50(4),pp.662-672, 2011.
- [7] Internet: <https://en.wikipedia.org/wiki/PageRank>.
- [8] Internet: <http://www.phishtank.com>



## VII. BIOGRAPHY



Author<sup>1</sup>: Miss Kajal Dhumal. She had completed HSC in Shri Bhairavnath Vidya Mandir pabal , pune Year 2017. Currently she is studying in Computer Engineering of JSPM's Bhivarabai Sawant Institute of Technology & Research, Wagholi Pune in Savitribai Phule Pune University.



Author<sup>2</sup>: Miss. Vaishnavi Wattmwar. She had completed HSC in Shivaji Mahavidyalay, Udgir, Dist-Latur of Maharashtra in 2017. Currently she is studying in Computer Engineering of JSPM's Bhivarabai Sawant Institute of Technology & Research, Wagholi, Pune in Savitribai Phule Pune University.



Author<sup>3</sup>: Mr. Rushikesh Jankar. he had completed HSC in Aditya Art commerce and science Higher secondary school of Maharashtra in 2017. Currently he is studying in Computer Engineering of JSPM's Bhivarabai Sawant Institute of Technology & Research, Wagholi, Pune in Savitribai Phule Pune University.



Author<sup>4</sup>: Miss. Shraddha Bhange. She had completed Diploma in Computer Engineering from JSPM'S BSP wagholi, Pune in 2018. Currently she is studying in Computer Engineering of JSPM's Bhivarabai Sawant Institute of Technology & Research, Wagholi Pune in Savitribai Phule Pune University.



Author<sup>5</sup>: Prof. Madhavi Kulkarni. Madhavi Kulkarni received M.E. degree from G.H. Raison College Of Engineering and Management, pune, Maharashtra, India in 2015 and B.E. from P.E.S. College Of Engineering, Aurangabad, India in 2010. Currently she is working as Professor in JSPM's BSIOTR Wagholi, Pune, India. She has total working experience of 6.5 years. Her research area includes Data Mining.