



Sentiment analysis of social media

Sandhya.S. Bachar¹, Neehal.B. Jiwane², Ashish.B. Deharkar³

Student, Computer Science & Engineering, Shri Sai College of Engineering & Technology, Bhadrawati, India¹

Asst.Prof, Computer Science & Engineering, Shri Sai College of Engineering & Technology, Bhadrawati, India²

Asst.Prof, Computer Science & Engineering, Shri Sai College of Engineering & Technology, Bhadrawati, India³

Abstract: The internet is a huge virtual space wherein to explicit and percentage man or woman evaluations, influencing any factor of life, with implications for marketing and verbal exchange alike. Social Media are influencing purchasers' options through shaping their attitudes and behaviors. monitoring the Social Media activities is a great manner to degree customers' loyalty, keeping a track on their sentiment towards manufacturers or merchandise. Social Media are the following logical advertising and marketing arena. currently, fb dominates the digital marketing area, followed closely by means of Twitter. This paper describes a Sentiment evaluation take a look at performed on over than 1000 fb posts about newscasts, evaluating the sentiment for Rai -the Italian public broadcasting provider -in the direction of the emerging and more dynamic private company La7. This observe maps examine effects with observations made by way of the Osservatorio di Pavia, that is an Italian institute of studies specialized in media evaluation at theoretical and empirical stage, engaged in the analysis of political conversation inside the mass media. This take a look at takes additionally in account the statistics provided with the aid of Auditel regarding newscast target audience, correlating the evaluation of social media, of fb particularly, with measurable facts, to be had to public area.

Keywords: Sentiment Analysis, social media, Digital Marketing Area, Public Area.

I. INTRODUCTION

The web is a massive digital area in which to explicit and proportion man or woman opinions, influencing any thing of life, with implications for advertising and verbal exchange alike. opinions and scores at the internet are increasing their importance inside the evaluation of products and services by using ability clients. In sure sectors, it's far even turning intoa essential variable in the "purchase" choice. A current Forrester take a look at confirmed that greater than 30% of internetcustomers have evaluated services or products on-line. purchasers have a tendency to consider the opinion of other consumers, specifically those with previous experience of a services or products, rather than organization advertising and marketing. Social Media are influencing clients' alternatives by way of shaping their attitudes and behaviors. The impact of the internet, particularly through social networking, on humans's purchasing conduct has grown over the years. outlets, who depended on conventional stores to drive sales, have observed that the reach of Social Media extends their visibility dramatically. except, a friendly, interactive presence on a social network or chat room can significantly improve logo photo and assist the corporation collect extremely useful, unstructured facts approximately demand developments, in a nonintrusive manner.

Tracking the Social Media sports is a good way to measure clients' loyalty, preserving song of their sentiment towards manufacturers or products, of the impact of campaigns and the achievement of advertising messages, figuring out and attractive the top influencers who're maximum relevant to the emblem, product or campaign. Social Media are the next logical advertising and marketing area. presently, facebook dominates the virtual marketing area, followed carefully by using Twitter. Blogs, YouTube and MySpace are less desired, regardless of apparent benefits those systems provide. these factors have brought about a burgeoning enterprise with a plethora of corporations offering Sentiment evaluation offerings in Social Media. Sentiment evaluation and Opinion Mining are set up, although nascent, fields of studies, development and innovation. The intention is constantly widely the identical; to recognize "who" is speaking about "what", "while" andin "what feel".

This paper describes a Sentiment evaluation study completed on over than one thousand facebook posts about newscasts, comparing the sentiment for Rai – the Italian public broadcasting service - toward the emerging and greater dynamic non-public enterprise La7. This study maps take a look at consequences with observations made through the Osservatorio di Pavia, which is an Italian institute of studies specialised in media evaluation at theoretical and empirical level, engaged inside the evaluation of political communicate inside the mass media. This look at takes also in account the records supplied by Auditel concerning newscast target market, correlating the analysis of Social Media, of facebook mainly, with measurable statistics. The posts were collected and analyzed through the usage of a content permitting system – iSyn Semantic center - that offers deep semantic data access and dynamic classification features for huge quantities of dispensed multimedia records.



II. THE LOGICAL COMPONENTS

The Sentiment and understanding Mining system used on this study is built on the following additives:

- A Crawler, an adaptive and selective factor that gathers files from net/Intranet or Database sources.
- A Semantic Engine, which identifies relevant know-how within the texts, with the aid of detecting semantic relations and information.
- A seek Engine that permits natural Language, Semantic and Semantic-position queries.
- A machine Translation Engine, which permits computerized translation of seek outcomes.
- A Geo-referentiation Engine, which allows an interactive geographical illustration of files.
- A category Engine which classifies seek consequences into clusters and sub-clusters recursively, highlighting significant relationships among them, or assigns documents to predefined thematic businesses.

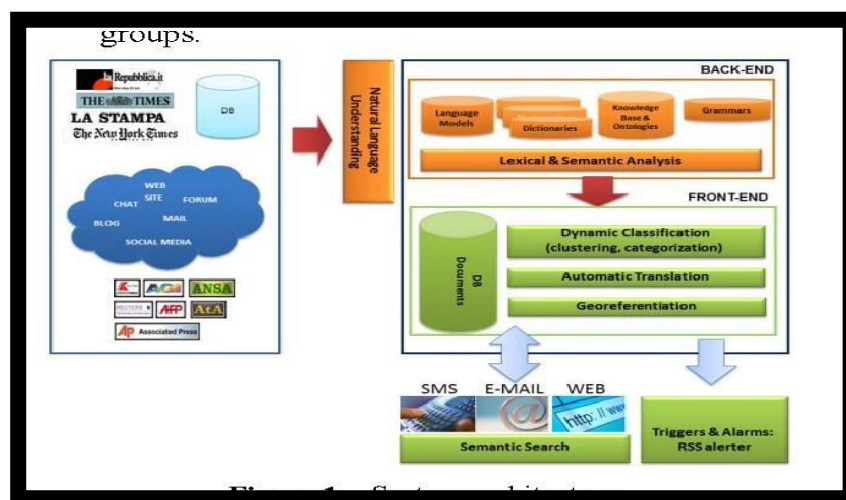


Fig:1: Sytem Architecture

2.1 The Crawler

The crawler is a multimedia content amassing and storing device, whose major goal is coping with big collections of facts coming from special and geographically disbursed data sources. It affords a totally flexible and high performance dynamic indexing for contents retrieval. Its collecting sports are not restricted to the same old web, but also function with other type of resources like far flung databases, different net resources (HTTPS-FTP-Gopher), Usenet news (NNTP), mailboxes (POP3-POP3/S-IMAP- IMAP/S), document structures and different proprietary supply protocols. The crawler provides default plug-ins to extract text from most common kinds of documents. Even extra complicated sources, consisting of audio and/or video documents, is probably certainly processed to be able to extract a textual-based labeling, based on both the recognition of speeches, films and pix .

2.2 The Semantic Engine

This issue identifies the relevant know-how from the complete raw text, by detecting semantic members of the family and data in texts. idea extraction is carried out via a pipeline of linguistic and semantic processors that proportion a common understanding . The shared expertise base guarantees a uniform interpretation layer for the numerous facts from one of a kind resources and languages . The extracted understanding and statistics are indexed, making viable to address speedy semantic searches. .

Lexical and Semantic Analyses. the automatic linguistic analysis of the textual files is based on Morpho-Syntactic, Semantic, Semantic role and Statistical standards. at the coronary heart of the lexical device is the McCord's theory of SlotGrammar . The system analyzes each sentence, biking thru all its viable constructions. It tries to assign the context-appropriate that means – the feel - to each word with the aid of organising its context. every slot shape can be in part or fully instantiated and it is able to be filled with representations from one or greater statements to incrementally build the meaning of a announcement. This consists of maximum of the treatment of coordination, which makes use of a technique of ‘factoring out’ unfilled slots from elliptical coordinated phrases. The parser - a bottom-up chart parser - employs a parseassessment scheme used for pruning away not likely analyses at some point of parsing, in addition to for rating



very last analyses. It builds the syntactical tree incrementally. by way of inclusive of the semantic facts at once in the dependency grammar structures, the device is predicated on the lexical semantic statistics combined with Semantic role relations. The phrase sense Disambiguation algorithm considers also viable exquisite-subordinate related principles in an effort to locate commonplace senses in lemmas being analyzed. Beside Named Entities, locations, time-points, and so on, it detects relevant statistics like noun phrases which follow a fixed of pre-defined morpho-syntactic patterns and whose records exceeds a threshold of salience . The detected terms are then extracted, reduced to their a part of Speech (Noun, Verb, Adjective, Adverb, etc) and Semantic function (Agent, object, where, purpose, and many others) tagged base shape. 96% of the words in a sentence is generally categorized without any ambiguity, at the same time as the complete syntactic tree for the sentence is extracted in seventy seven% of the cases. The lemmatization speed is set three hundred phrases per 2nd. once noted their lemma in the multi-lingual expertise Base, they're used as documents metadata . The Semantic Engine supports English, Italian, German, French, Spanish, Brazilian-Portuguese and Arabic .

Sentiment analysis. The Sentiment evaluation is based totally now not best on the negative or high-quality polarity of phrases and concepts, but additionally at the syntactical tree of the sentence being analyzed.

The machine attempts to read between traces, identifying idiomatic or colloquial expressions, giving interpretation to negations, editing polarity of words basing on the associated adverbs, adjectives, conjunctions or verbs, taking in account precise purposeful-logic complements as an instance, while analyzing the sentence “Il Tg di Enrico Mentana piace sempre di più, tanto da superare il record di share di novembre” (i.e. “Enrico Mentana's newsbreak program is becoming more and more popular in order that it breaks the target audience file in November”) the gadget mechanically gives it a advantageous polarity (Sentiment rating = fantastic) (see figure 2), by figuring out as sentiment elements.

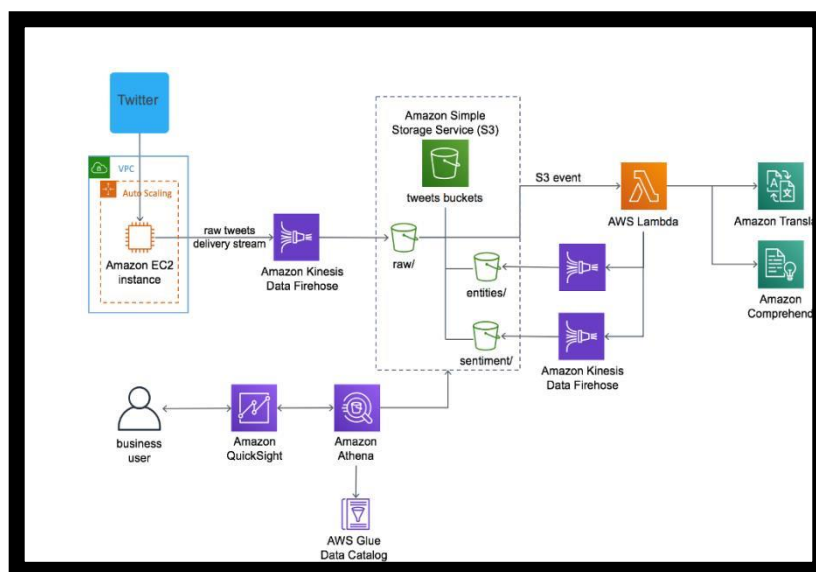


Fig:2: Sentimental Analysis

2.3 The Search Engine Natural Language Search

customers can seek files with the aid of herbal Language queries, expressed the use of normal conversational syntax . Reasoning over data and semantic structures makes it viable to deal with diverse and greater complicated styles of questions. traditional Boolean queries in truth, while unique, require strict interpretation that can regularly exclude records that is relevant to user interests. .

Semantic search. customers can seek by way of conceptual keywords mixed via Boolean operators.

Semantic position search. users can seek and navigate via semantic roles, exploring sentences and documents through the useful function performed via each concept customers can search by means of combining concepts into SAO (subject-motion-object) triples.

by mapping a question to concepts and relations very specific suits can be generated, with out the lack of scalability and robustness found in everyday search engines that rely upon string matching and context windows. the search engine returns as result all of the documents which comprise the question ideas/lemmas within the identical practical role as in



the question, looking to retrieve all of the texts which constitute a actual answer to the query.

2.4 The Machine Translation Engine

The gadget uses a mixture of MT and CAT approaches, allowing the automated translation of all the pages of hobby. It makes use of a twin feed recursive technique, in which the reuse of translated textual content or the re-translation of text continuously improve the high-quality stage

The Geo-Referentiation Engine

The gadget lets in users to look for records in a geographic map, timely projected. Geo-referencing can be primarily based either on assets, or documents contents: as an example, users can navigate into a geographical interactive map basing on the newspapers headquarters, or at the cities referred to in a information article or put up. Then users have the opportunity to understand how information and feedback spread in the course of the arena, or understand what are the primary resources of statistics; to understand effortlessly and intuitively that's the authentic supply, or if there's a coordinated presscampaign .

2.5 The Classification System

The automatic category of files is made pleasurable both the Supervised and Unsupervised category schemas. The software assigns texts to predefined classes and dynamically discovers the corporations of documents which share a few common developments.

Supervised clustering. The categorization model is created at some point of the learning segment, on consultant sets of education documents centered at the topics of interest. The Bayesian method is used because the mastering approach: the probabilistic classification model is normally constructed on around a hundred documents for every thematic category.

Unsupervised clustering .Files are represented by way of a sparse matrix, where lines and columns are normalized as a way to supply greater weight to uncommon phrases. every record is became to a vector comparable to others. Similarity is measured by means of a easy cosines calculation among document vectors, even as clustering is based at the k-method algorithm, that's a sufficiently sturdy set of rules for web Mining interactive applications. The most variety of clusters is 10.This number has been selected in an effort to maximize the coherence of clusters after five assessments. The application gives a visual precis of the clustering analysis. A map suggests the exceptional companies of files as in a different way sized bubbles and the significant correlation among them as lines drawn with special thickness .

III. MONOTERING THE SOCIAL MEDIA

3.1 Collecting the Data

Customers can search files by way of expressing their personal interest by natural Language queries, the use of ordinary conversational syntax. In instance, whilst looking for “gli spettatori vogliono un telegiornale equilibrato” (namely “the audience wants a well-balanced newscast”) (see parent 3), the machine returns as result all of the files talking approximately sobriety and moderation on information (i.e. journalists and news programmes involved, and many others). The discern four indicates the efforts made through La7 to offer a well-balanced information programme, hilitating all the fantastic comments from fb.



Fig:3: Natural Language Search



Fig:4: Result of Natural Language Search

while clustering those outcomes, the machine identifies a group of files managing users which observe the La7 newscast directed with the aid of Enrico Mentana. a few other documents communicate approximately the special care over sobriety furnished through La7 newscast, whilst treating the Italian politics; furthermore, different clusters cope with the new director Mentana, that is observed as a true expert journalist within the political arena. alternatively, different clusters deal with the slip of approval for Augusto Minzolini’s information programme (Rai1), being too much factious or dedicating too much time to gossip (see determine five)

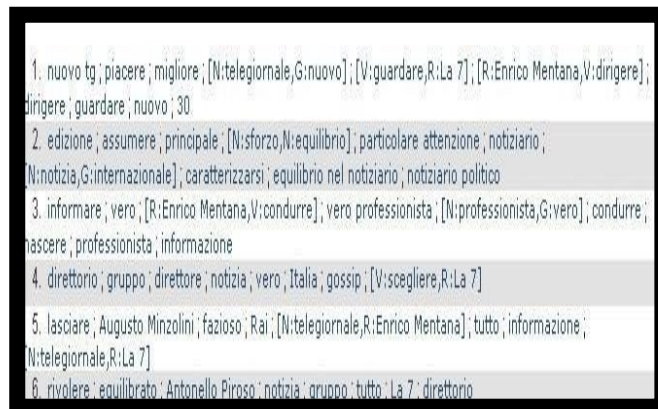


Fig:5: Clustering

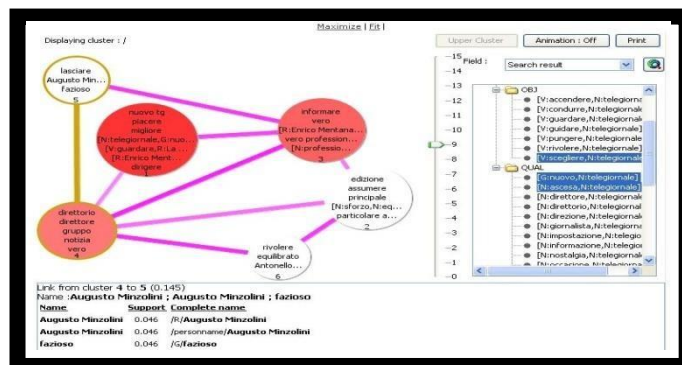


Fig:6: Thematic map and Semantic Role projection

A map indicates the specific clusters as in a different way sized bubbles and the meaningful correlation amongst them as traces drawn with one-of-a-kind thickness. customers can search interior clusters, giving a temporal and functional projection of principal ideas they contain, or discover hyperlinks among subjects. In example, when exploring the map, the device suggests that many visitors have left Rai1, having considered Augusto Minzolini an excessive amount of factious, giving to analyst an automated new attitude on mentioned facts (see figure 6).



Explore facts in depth. when navigating the distance of principles, the machine shows that a “tg libero” (“free newscast”) is related to a “tg normale” (“regular newscast”), “fazioso” (“factious newscast”) to “Augusto Minzolini”, who's in flip related to “imbavagliare informazione” (“to gag records”), or “sobrio” (“sober”) to “equilibrato” (“properly- balanced”). This relations chart may be taken into consideration a visual investigative factor especially designed to carry readability to complex investigations. In reality, it robotically permits investigative facts to be represented as visible elements, that can be effortlessly analyzed and interpreted (see determine 7)

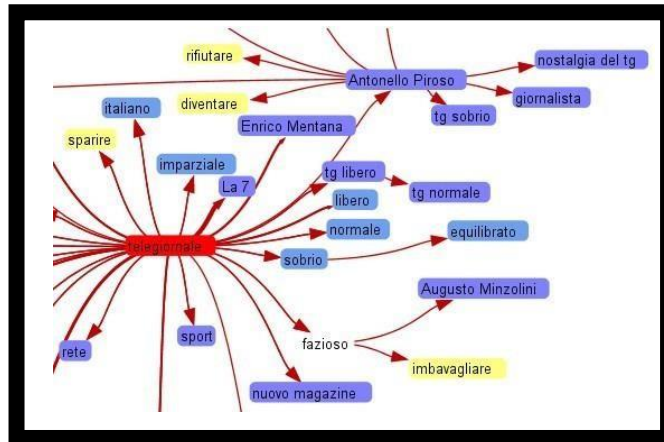


Fig:7: Space of Concepts

Allow’s now get entry to the statistics supplied by using the Osservatorio di Pavia associated with the same time frame. The Osservatorio di Pavia - collectively with the university of Pavia – has developed a quantitative method for the observation and the analysis of political communique within the mass media. The facts produced through the Osservatorio di Pavia are utilised by the Italian Parliamentary fee on Rai. In can also 2010, those facts certify that Tg1 – the Rai1 newscast - has committed extra time to government and its supporting majority than every other information programme: Tg1 has reserved 19.6% of the all tv spaces to the opposition events (Democratic birthday celebration, UDC and IDV mainly); the relaxation has been mainly divided between government (43.2%) and majority events (15%) . moreover numerous newspaper articles highlight how Tg1 describes the political statistics with a mono-cultural perspective. “È incredibile il flusso di utenti raminghi da un canale all’altro, quasi immediata la fuga a La7, ma il particolare curioso è il numero di gente che chiude Rai1 durante l’editoriale di Minzolini” (“it is first-rate the waft of users wandering from one channel to any other, nearly right away the flight to La7, but it’s notable the variety of people that closes Rai1 throughout Minzolini’s editorial”) . except, in April 2010, compared to April 2009, the Tg1 has misplaced 11,3% of its target market. for the duration of the primary twelve days of April of 2010, Tg1 achieves a median target audience of 5.nine million people (27,1 % of percentage). in the identical length of 2009 – being director Gianni Riotta – Tg1 changed into observed through 6.7 million visitors (30% of proportion) .

In November 2011, Tg1 reaches the lowest in share, having a median 16,1% in target market . On November 2011, the eighth, Tg La7 exceeds its proportion record, having a median share of 14,6% in target market . besides, at some point of Minzolini’s mandate, Tg1 loses all of the populace segments, men and women, young and old, rich and poor, with and with out tertiary training.

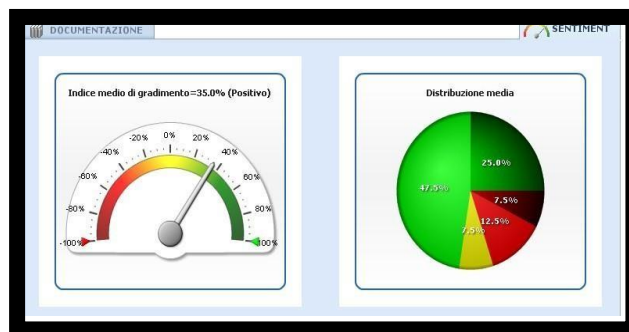


Fig:8: Distribution of consensus for La7

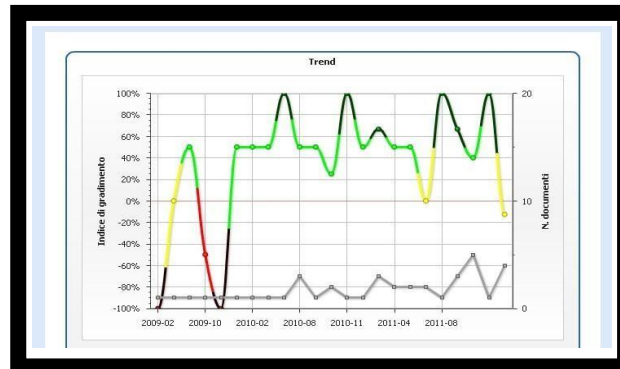


Fig:9: Time distribution of consensus for La7

The general performance measures used on Sentiment analysis used keep in mind and Precision: in our assessments, they're normally above 87% and 93% respectively.

Explore the consensus for La7. The gadget allows users to discover statistical – time and frequency – distributions for ideas, taken in account basing on their a part of Speech (Noun, Verb, Adjective, Adverb, and so forth) and Semantic role (Agent, item, in which, reason, and so forth). Adjectives, adverbs, nouns or even sentences can be labeled as subjectively fine/poor, or goal, giving indications approximately notion humans might also have approximately folks or data [19]. while analyzing the time projection for consensus for La7, analysts can observe that it's miles constantly superb, aside a fewnegative remarks posted in November 2009 (see figure 9).

IV. ACKNOWLEDGEMENT

I would like to expand gratitude to project guide **Prof. Neehal.B.Jiwane** who guided by providing the valuable suggestion in numerous way on this project which gave us the inspiration to improve our self independency. Secondly I would like to express my gratitude toward the project mentor **Prof. B.Deharkar** who help in finalizing the work done within the limitedtime period, I would also like to express heartfelt thanks to Head Of Department **Lovelesh Yadav** who has given us a platform where we can work on developing the projects and demonstrate the practical applications.

V. CONCLUSION

This paper describes a Sentiment analysis have a look at completed on over than one thousand facebook posts approximately newscasts, comparing the sentiment for Rai - the Italian public broadcasting provider - closer to the rising and greater dynamic private company La7. It maps Sentiment analysis on Social Media with observations and measurable records. Its outcomes as it should be replicate the fact as described by using the Osservatorio di Pavia and Auditel, highlighting the importance of fb as a platform for on-line marketing.

Tracking the social media activities is a good manner to measure customers' loyalty and pursuits, preserving track of their sentiment in the direction of manufacturers orproducts. This take a look at has been achieved by a expertise Mining gadget used by some security quarter-related government establishments and agencies in Italy to limit records overload in OSINT and web Mining. The linguistic and semantic approaches carried out in this device allow the research, the analysis, the classification of splendid volumes of heterogeneous documents, supporting documental analysts to cut via the data labyrinth, analysts to take account of complexity of public perspectives, assigning automatically a sentiment polarity, hastily getting access to all of the potential texts of interest.

REFERENCES

- [1] Liu, B. Sentiment analysis and opinion mining. Synth. Lect. Hum. Lang. Technol. 2012, 5, 1–167.
- [2] .Mohammad, S.; Bravo-Marquez, F.; Salameh, M.; Kiritchenko, S. Semeval-2018 task 1: Affect in tweets. In Proceedings of the 12th International Workshop on Semantic Evaluation, New Orleans, LA, USA, 5–6 June 2018; pp. 1–17.
- [3] Cambria, E.; Poria, S.; Hussain, A.; Liu, B. Computational Intelligence for Affective Computing andSentiment Analysis [Guest Editorial]. IEEE Comput. Intell. Mag. 2019, 14, 16–17.



- [4] .Li, Z.; Fan, Y.; Jiang, B.; Lei, T.; Liu, W. A survey on sentiment analysis and opinion mining for socialmultimedia. *Multimed. Tools Appl.* 2019, 78, 6939–6967.
- [5] Sánchez-Rada, J.F.; Iglesias, C.A. Social context in sentiment analysis: Formal definition, overview of current trends and framework for comparison. *Inf. Fusion* 2019, 52, 344–356.
- [6] Ha, H.; Han, H.; Mun, S.; Bae, S.; Lee, J.; Lee, K. An Improved Study of Multilevel Semantic Network Visualization for Analyzing Sentiment Word of Movie Review Data. *Appl. Sci.* 2019, 9, 2419.
- [7] Mao, X.; Chang, S.; Shi, J.; Li, F.; Shi, R. Sentiment-Aware Word Embedding for Emotion Classification. *Appl. Sci.* 2019, 9, 1334.
- [8] Mikolov, T.; Chen, K.; Corrado, G.; Dean, J. Efficient estimation of word representations in vector space. *arXiv* 2013, arXiv:1301.3781.
- [9] Chen, J. The Construction and Application of Chinese Emotion Word Ontology. Master's Thesis, DalianUniversity of Technology, Dalian, China, 2008.
- [10] Jabreel, M.; Moreno, A. A Deep Learning-Based Approach for Multi-Label Emotion Classification in Tweets. *Appl. Sci.* 2019, 9, 1123.
- [11] Van den Broek-Altenburg, E.M.; Atherly, A.J. Using Social Media to Identify Consumers' Sentiments towards Attributes of Health Insurance during Enrollment Season. *Appl. Sci.* 2019, 9, 2035.
- [12] Mohammad, S.M.; Kiritchenko, S.; Zhu, X. NRC-Canada: Building the state-of-the-art in sentiment analysis of tweets. *arXiv* 2013, arXiv:1308.6242.
- [13] Park, S.; Woo, J. Gender Classification Using Sentiment Analysis and Deep Learning in a Health WebForum. *Appl. Sci.* 2019, 9, 1249.
- [14] Liu, H.; Huang, Y.; Wang, Z.; Liu, K.; Hu, X.; Wang, W. Personality or Value: A Comparative Study of Psychographic Segmentation Based on an Online Review Enhanced Recommender System. *Appl. Sci.*
- [15] Miller, G.A. WordNet: A lexical database for English. *Commun. ACM* 1995, 38, 39–41.
- Sagiv, L.; Schwartz, S.H. Cultural values in organisations: Insights for Europe. *Eur. J. Int. Manag.*
- [16] McAuley, J.; Targett, C.; Shi, Q.; Van Den Hengel, A. Image-based recommendations on styles and substitutes. In *Proceedings of the 38th International ACM SIGIR Conference on Research and Development in Information Retrieval*, Santiago, Chile, 9–13 August 2015; pp. 43–52.
- [17] McCrae, R.R.; Costa, P.T., Jr. The five-factor theory of personality. In *Handbook of Personality: Theory and Research*; The Guilford Press: New York, NY, USA, 2008; pp. 159–181.
- [18] Ester, M.; Kriegel, H.P.; Sander, J.; Xu, X.. A density-based algorithm for discovering clusters in large spatial databases with noise. In *KDD-96 Proceedings*; AAAI Press: Portland, OR, USA, 1996; pp. 226–231.
- [19] Gutiérrez-Esparza, G.O.; Vallejo-Allende, M.; Hernández-Torruco, J. Classification of Cyber-Aggression Cases Applying Machine Learning. *Appl. Sci.* 2019, 9, 1828.
- [20] Neri, F., Aliprandi, C., Camillo, F.: "*Mining the Web to Monitor the Political Consensus*", U.K. Wiil (ed.), Counterterrorism and Open Source Intelligence, *Lecture Notes in Social Networks 2*, DOI 10.1007/978-3-7091-0388-3-19, © Springer-Verlag/Wien 2011.